

Indholdsfortegnelse

Ordklasser	6
Verber: kongruens	10
Verber: ordstilling	14
Verber: simpel og udvidet nutid (præsens)	18
Verber: simpel og udvidet datid (imperfektum)	22
Verber: fremtid (futurum)	28
Verber: førnutid (perfektum) og førdatid (pluskvamperfektum)	32
Verber: omskrivning med do/does/did	36
Verber: passiv	40
Verber: -ing form	44
Modalverber: can, may, must, will, shall, ought to	49
Verber: særlige forskelle mellem dansk og engelsk	55
Substantiver: singularis og pluralis	59
Substantiver: tællelige og utællelige	64
Substantiver: særlige tilfælde	68
Substantiver: genitiv	72
Indefinit artikel: a/an	75
Definit artikel: the	79

Adjektiver: regelmæssige adjektiver.	84
Adjektiver: særlige tilfælde	89
Adverbier.	93
Adverbier: gradbøjning.	97
Adjektiver og adverbier: særlige strukturer.	100
Personlige pronominer	103
Possessive pronominer.	106
Refleksive pronominer.	110
Relative pronominer	113
Demonstrative pronominer.	120
Interrogative pronominer.	123
Indefinitte pronominer: all, each, every	127
Indefinitte pronominer: some, no, any	130
Numerale	134
Præpositioner: in, on, at (tid og sted)	138
Præpositioner efter adjektiver	141
Præpositioner efter substantiver og verber	144
Konjunktioner: sideordnede og underordnede	149
Uregelmæssige verber	154
Grammatiske tider	159

Ordklasser

Ordklasse	Definition	Eksempel
Substantiv/navneord	Betegner ting, personer, dyr, handlinger, hændelser og begreber. Man kan sætte "en" eller "et" foran ordet og/eller "-en" eller "-et" bag på ordet.	car, company, tree, truth, beauty, water
Proprium/egennavn	Navn på person, sted o.l. Altid store begyndelsesbogstav.	Connor, Smith, Copenhagen
Pronomen/stedord	Står i stedet for et andet ord (derfor den danske betegnelse stedord).	personlige: I, you, they refleksive: myself possessive: my, your, theirs demonstrative: this, these relative: who, which, whose interrogative: who, what indefinitte: some, many reciprokke: each other
Verbum/udsagnsord	Betegner en handling eller en tilstand. Man kan sætte "at" eller "jeg" foran ordet.	I feel , he washes , we went , they have painted , we shall see
Adjektiv/tillægsord	Beskriver egenskaber. Lægger sig til et navneord, egennavn eller stedord.	a beautiful house Lisa is strong the pretty girls
Adverbium/biord	Angiver måde, tid, sted, grad, årsag, holdning eller nægtelse. Lægger sig til udsagnsord/tillægsord/andre biord/hele sætningen.	I sing beautifully two miles away a really pretty girl he shouts very often fortunately , it is over we are not interested
Præposition/forholdsord	Danner en forbindelse med det/de ord, der kommer bagefter (styrelsen) – f.eks. navneord, egennavne og stedord.	after the war, with her uncle, about the film, under the palm, during a lecture, in the morning, on a bus

Konjunktion/bindeord	Forbinder ord/led/sætninger.	beer or wine before you left although she was tired
Artikel/kendeord	Tilkendegiver om et navneord står i bestemt eller ubestemt form.	a house, an orange, the tyre
Numerale/talord	Fortæller om antal eller rækkefølge.	mængdetal: one, two, three ordenstal: first, second, third
Interjektion/udråbsord	Udgør et kortfattet svar, en hilsen, udtryk for en bestemt følelse (f.eks. frygt), osv.	no, hello, wow

 Exercises

- A. Find 2 eksempler fra hver af de 11 ordklasser. Mulige ordklasser: substantiv (sb), proprium (prop), pronomen (pron), verbum (vb), adjektiv (adj), adverbium (adv), artikel (art), konjunktion (konj), præposition (præp), numerale (num), interjektion (inter).

 Example

sb	prop	pron	vb	adj	adv	art	konj	præp	num	inter
day	Lucy	she	buy	cheap	well	a	but	in	four	ouch

sb	prop	pron	vb	adj	adv	art	konj	præp	num	inter

- B. Angiv hvilken ordklasse ordene i nedenstående sætninger tilhører.
Mulige ordklasser: substantiv (sb), proprium (prop), pronomen (pron), verbum (vb), adjektiv (adj), adverbium (adv), artikel (art), konjunktion (konj), præposition (præp), numerale (num), interjektion (inter).

 Example

We	saw	them	in	the	street	last	night.
pron	vb	pron	præp	art	sb	adj	sb

1. I really think you should see a doctor.
2. They found two children in the bushes behind the house.
3. Unfortunately nobody realized that the war would come so soon.
4. A new study by an expert on Web design shows what is wrong with kids' sites.
5. That sign means that we must not turn left.
6. He felt scared among the many Arsenal supporters.

C. Angiv hvilken ordklasse ordene i nedenstående sætninger tilhører.

Mulige ordklasser: substantiv (sb), proprium (prop), pronomer (pron), verbum (vb), adjektiv (adj), adverbium (adv), artikel (art), konjunktion (konj), præposition (præp), numerale (num), interjektion (inter).

We	saw	them	in	the	street	last	night.
pron	vb	pron	præp	art	sb	adj	sb

1. The instructor explained the point for the second time.
2. Coal miners often work thousands of feet below the surface of the earth.
3. Patrick went to the big city in search of work.
4. The police explained that they had seldom dealt with such cases.
5. He expressed his disappointment at my failure in the test.
6. The teacher knew what they meant.

D. Find et eksempel på alle de 11 ordklasser i nedenstående tekst. Udfyld tabellen med ordklasserne.

“What the hell are you doing here?” asked Jill. Oddly, her voice was suddenly quite gentle. Mike was getting upset. He had come to this place to warn her. He looked straight at her face. “Yes”, interrupted Alicia. “The two of you should never see each other again”. If you cannot stay away, I promise that...”

Ordklasse	Ord
Substantiv/navneord	face
Proprium/egennavn	
Pronomen/stedord	
Verbum/udsagnsord	
Adjektiv/tillægsord	
Adverbium/biord	
Præposition/forholdsord	
Konjunktion/bindeord	
Artikel/kendeord	
Numerale/talord	
Interjektion/udråbsord	

E. Hvilken ordklasse tilhører følgende ord? Hvorfor?

 Example

tree - cottage - engine

Substantiv (betegner ting)

1. run - go - swim
2. round - flat - rich
3. first - twentieth
4. wow - no - hello
5. always - rarely
6. herself - ourselves
7. this - these - those
8. because - if - when
9. on - between - with
10. beauty - war
11. three - eleven
12. what - who - whose
13. the - a - an
14. Jack - London
15. fast - beautifully - carefully

Verber: kongruens

Verbet retter sig efter subjektet

Kongruens betyder overensstemmelse mellem subjektet (substantiv eller pronomen) og verbet (udsagnsord). Dvs. at på engelsk skal verbet "tilpasses" subjektet. Der er tre problemfelter, når du arbejder med engelsk:

- nutid (præsens)
- hjelpeverbet "at have" i førnutid (perfektum)
- verbet "at være" i datid/imperfektum (was/were).

a) Nutid (jeg er/læser/har/vasker, osv.)

Når subjektet står i 3. person ental/singularis (he, she, it), får verbet endelsen **-(e)s**. Verbet "at være" har en hel speciel bøjning i nutid og datid – lær den udenad.

Ental/Singularis

I am/read/have/wash
 you are/read/have/wash
 he/she/it is/reads/has/washes

Flertal/Pluralis

we are/read/have/wash
 you are/read/have/wash
 they are/read/have/wash

Ved omskrivning med *do* i spørgende og nægtende sætninger bruges *does* i 3. person ental og *do* i de øvrige personer.

I do not like milk.

Do you like milk?

She does not like milk.

Does she like milk?

b) Hjelpeverbet "at have" i førnutid (perfektum) bliver bøjet som "at have" i nutid.

I have been there.

He has been there.

c) Datid (jeg var)

Ental/Singularis

I	was
you	were
he/she/it	was

Flertal/Pluralis

we	were
you	were
they	were

Der er/Der var

Der er/der var – verbet "at være" skal rette sig efter det egentlige subjekt, som står *efter* verbet!

Der er en hund i køkkenet.

There is a dog in the kitchen.

Der er to hunde i køkkenet.

There are two dogs in the kitchen.

Der var en bog på bordet.

There was a book on the table.

Der var to bøger på bordet.

There were two books on the table.

Some-/any-/no-/every- ord følges af verbet i 3. person ental.

Everybody was happy. Somebody has stolen my bike. Nobody likes her.
Is there anything good on the telly? Nothing was missing.

Exercises

A. Understreg den korrekte form af verbet i parentesen.


Example

People in England (love/loves) sunny days.

1. This (*is/are*) a difficult exercise.
2. He (*is/are*) afraid of flying.
3. If he (*walk/walks*) down the road, he'll see the station.
4. They (*want/wants*) someone with managerial experience.
5. You (*have/has*) been eating onions again!
6. There (*were/was*) a good turnout of supporters at the match.
7. Mandy (*look/looks*) awful with that new haircut.
8. Everybody (*know/knows*) it.

9. There (*are/is*) not many jobs available in this area.
10. All the applicants (*was/were*) asked the same questions.
11. He (*regret/regrets*) his mistake.
12. Each letter (*was/were*) read carefully.
13. Chemistry (*is/are*) difficult.
14. The firms (*try/tries*) to respond quickly to the customers' wishes.
15. The jobs (*are/is*) grouped into several categories.
16. I'm afraid he (*have/has*) experienced some problems.
17. The party (*was/were*) a success.
18. (*Was/were*) anyone afraid?
19. Nobody (*know/knows*).
20. My eldest sister (*do/does*) not speak Russian, nor (*do/does*) my other sister.
21. London Zoo (*are/is*) a major tourist attraction.
22. We (*was/were*) so bored with the programme that we fell asleep.
23. We (*is/are*) offering a salary of £20,000.
24. Each symbol (*have/has*) one particular meaning.
25. She (*do/does*) not realize that he (*love/loves*) her.
26. The lawn (*need/needs*) mowing and the flower-beds (*is/are*) full of weeds.
27. He (*lie/lies*), (*cheat/cheats*) and (*deceive/deceives*) people all the time.
28. Children always (*say/says*) directly what they (*mean/means*).

B. Omskriv følgende sætninger til 3. person ental i NUTID/PRÆSENS.

 Example

They enjoy being famous. He enjoys being famous.

1. The girls are unhappy.
2. The doors open.
3. Our neighbours don't help us.
4. How often do they go to the dentist?
5. The shops close at 5 o'clock.
6. Cars break down.
7. Bakers bake bread.
8. The students are going to Paris next weekend.
9. The kids are having a good time.
10. They don't lend us money.

C. Oversæt til engelsk.

1. Der var mange varer i butikken.
2. Alle kender Martin, og Martin kender alle.
3. Filmen begynder kl. 15.
4. Det sner udenfor!
5. De fleste mennesker lærer at svømme i en ung alder.
6. Disse bøger tilhører os.
7. Alle var tilfredse.
8. Han virker skuffet.
9. Der var en lang kø i forretningen.
10. Direktøren er optimistisk.
11. Alicia har kun én søster.
12. Nogen var til stede, men Josh var ikke klar over, hvem det var.
13. George siger, at han er glad.
14. Der er kun to is tilbage.
15. Biologi er et spændende fag.
16. Bussen til biblioteket går hver time.

Verber: ordstilling

1. Ligeftrem ordstilling

Engelsk har ligeftrem ordstilling, dvs. subjektet (X) står foran verbet (O). (Omvendt ordstilling bruges i spørgende sætninger). Denne regel gælder uanset ordstillingen på dansk.

	X	O	
	Subjekt	Verbum	
Only	Peter	knows	it.
	They	arrived	in Paris.
Yesterday	I	slept	the whole day.
Suddenly	we	saw	some children.

2. Adverbier

I modsætning til dansk har engelsk samme ordstilling i hoved- og bisætninger. Sammenlign:

Han **er altid** sur.
De siger, at han **altid er** sur.

He **is always** angry.
They say that he **is always** angry.

Følgende regler gælder på engelsk:

- Korte adverbier: *never, always, often, rarely, seldom, just, only*, etc. Korte adverbiers placering afviger fra den danske. Når verbet er usammensat (et enkelt verbum), står korte adverbier foran (hoved)verbet.
He **never smokes**.
- Når verbet er sammensat (to eller flere led), står korte adverbier efter hjælpeverbet.
I **have already** told you about it.
- Subjekt og verbum må ikke skilles af lange indskud.
When, **after some serious discussions**, they decided to consult a lawyer, they found out that it was too late to change the will.
- Mådesadverbier placeres efter hovedverbet eller direkte objekt.
I drank my coffee **quickly**.
- Adverbier, som angiver TID og STED står først eller sidst i sætningen.
In Holland, they speak Dutch. **ELLER** They speak Dutch **in Holland**.

3. Not

- a) Not er et kort adverbium og i lighed med andre korte adverbier følger regel 2a) og 2b). NOT placeres derfor FORAN HOVEDVERBET. Den danske ordstilling i nægtende sætninger påvirker ikke ordstillingen på engelsk.

You are going to miss the train if you do **not hurry up**.
She did **not complain**.

- b) Not skal altid placeres *efter* følgende verber (hjælpe- og modalverber):
am, is, are, was, were, can, could, have, had, may, might, shall, should, will, would, ought to.

He **is not** tired.
They **have not** ordered anything yet.

4. Omvendt ordstilling

Omvendt ordstilling bruges på engelsk:

- a) I spørgsmål
Will you come to the meeting?
- b) Når en sætning indledes med et nægtende/indskrænkende udtryk, som eks. *hardly, never, rarely, no sooner, only, seldom*, osv.
Never have I felt so lucky.

Exercises

A. Marker subjektet (X) og verbet (O) i nedenstående sætninger.

1. The shop agreed to change the price.
2. Joseph Conrad wrote his books in English.
3. Five years later he left for Canada.
4. I suppose so.
5. They came over to see us.
6. Last night our neighbour had an accident.
7. Where is Kate?
8. Do you still work in the same place?

9. One or two people came to the meeting.
10. His jacket doesn't match his trousers.

B. Der er ordstillingsfejl i nogle af nedenstående sætninger. Ret dem.

1. Yesterday was he very busy.
2. Sometimes feel I depressed.
3. He says he always wanted to go to Paris.
4. When we met him we knew he had had an accident.
5. In Paris saw I the Eiffel Tower.
6. When I left the room I noticed some strange people outside the hotel.
7. In Denmark have we many monuments.
8. He says that he always is busy.
9. Never have I heard so much nonsense.
10. If not you can help me, I shall give up.
11. If he one day in the near future turns up on my doorstep, I am going to pretend that I do not know him.
12. He drinks never.

C. Sæt ordet i parentesen hen på det rigtige sted (med en pil). Der er flere svarmuligheder.

1. He wants to know if the children are sick. (often)
2. They sell vegetables at the market.(usually)
3. The train is late. (rarely)
4. When I asked him about the expenses, he smiled. (innocently)
5. The kids said that it was too boring. (never)
6. The teacher thought the student was very intelligent. (not)
7. He had the guts to admit that he was wrong. (at long last)
8. He mentioned it to me. (only yesterday)
9. He expressed his gratitude. (one more time)
10. We have heard that there are many passengers on the bus. (always)
11. If I told them the whole story, they would believe me. (not)
12. The mother knows the kids will be afraid. (not)
13. I go to bed before midnight. (rarely)
14. Diane doesn't work on Saturdays.(usually)
15. I forget names.(often)

D. Oversæt til engelsk og sammenlign med ordstillingen på dansk.

1. Børnene har ikke set den nye lærer.
2. Min bror siger, at børnene ikke har set den nye lærer.
3. De siger, at de ikke har set hende.
4. Hun smiler sjældent.
5. Jeg går tit i teater.
6. Aldrig har jeg set ham så glad.
7. Hun bør ikke arbejde.
8. Min mor påstår (insists), at hun ikke bør arbejde.
9. Vi kan ikke love dig noget.
10. Hvis du ikke ringer til hende lige nu, kan vi ikke love dig noget.
11. Han vil gerne tilføje (add), at han ikke har gjort noget forkert.
12. Mange elever var naturligvis utilfredse.
13. Da jeg sidst på eftermiddagen så ham på kontoret, var han i gang med at skrive et brev.
14. Han prøvede i flere timer at rette alle fejl i stilen (composition).
15. De siger, at de lige har hørt nyhederne.

Verber: simpel og udvidet nutid (præsens)

1. Simpel nutid (Dansk: Vi håber...)

We **hope** the weather will be nice.

She **loves** chocolate.

Simpel nutid dannes ved at bruge **infinitivformen af verbet uden "to"** (navnemåde). 3. person ental (he, she, it – hvor der er tale om en enkel person/ting, osv.) tilføjer **-s** eller **-es**.

I go. We go. He goes.



Husk

i 3. person ental:

- Efter hvislelyd (s, sh, ch, x, z) tilføjes **-es**

Kate **watches** TV every evening.

- Verber, som ender på en konsonant efterfulgt af **-y**, får i 3. person ental endelsen **-ies**.

I **study**. He **studies**.

We **worry**. Dad **worries**.

Simpel nutid udtrykker handlinger, som

- a) gentager sig.

He *drinks* coffee every morning.

- b) er almindelig anerkendte sandheder.

The Earth *goes* round the Sun.

2. Udvidet nutid (Dansk: De bygger/er i gang med at bygge...)

They **are building** a new school.

I **am working** a lot at present.

It **is raining**.

Udvidet nutid dannes ved at anvende **am/is/are + hoved verbet med endelsen -ing**.

He **is sleeping**.

Udvidet nutid udtrykker handlinger, som

- er i gang med at ske.
Chelsea **is having** a bath right now.
- foregår i perioden omkring det tidspunkt, hvor samtalen finder sted, men ikke nødvendigvis præcist lige her og nu.
Tim **is building** his own house.
- udtrykker en midlertidig tilstand af begrænset varighed.
We **are eating** outside this summer.

På dansk siger vi ofte "sidder og læser/skriver, osv." eller "er i gang med...". Disse udtryk oversættes "blot" som udvidet datid.

Hun **sidder og skriver** et brev. = She **is writing** a letter.

Larry **er i gang med at arbejde**. = Larry **is working**.

Exercises

- A. Indsæt den rigtige form af verbet i parentes (simpel eller udvidet nutid).

Example

Roger and Kyle are sitting in a café right now. (sit)

- Megan _____ Spanish at the moment. (learn)
- Adam _____ five languages. (speak)
- This car _____ a lot of money. (cost)
- I _____ for my handbag. Have you seen it? (look)
- Do not disturb Peter. He _____. (study)

6. Why _____ Todd _____ to work today? It's Saturday! (go)
7. They always _____ sugar in their tea. (take)
8. The number of people without jobs _____ at the moment. (rise)
9. Hello Jim. What _____ you _____ these days? (do)
10. Turn that music down. I _____ to concentrate. (try)
11. A florist _____ flowers. (sell)
12. Sometimes my mom _____ me to help her do the dishes. (ask)
13. I have no idea what the kids _____. They are outside. (do)
14. Don't you think she _____ rather foolish today? (act)
15. My sister is a teacher. She _____ maths in high school. (teach)
16. Sorry, I can't have a drink with you. I _____. (drive)


B. Vælg den rigtige form af verbet.

 Example

She (*washes/is washing*) her hands right now.

1. The shops in our village always (*open/are opening*) at 9 o'clock.
2. Please, be quiet. She (*sleeps/is sleeping*).
3. Is her eyesight (*get/getting*) better?
4. Cats (*catch/are catching*) mice.
5. Vivian (*plays/is playing*) tennis twice a week.
6. I (*get up/am getting up*) at 7 o'clock every morning.
7. He is still ill but he (*gets/is getting*) better slowly.
8. Look! It (*snows/is snowing*).
9. He (*does/is doing*) a lot of strange things in his spare time.
10. It (*costs/is costing*) a lot of money to go on holiday to Italy.

C. Omskriv til 3. person ental.

 Example

We are sailing. *He is sailing.*

1. The prices are rising. _____
2. The girls are enjoying themselves at the party. _____
3. The children drink milk every morning. _____
4. The students finish at 3 o'clock. _____
5. The birds are singing. _____
6. My sisters live in Glasgow. _____
7. Doctors wash their hands very often. _____
8. They kiss their mom. _____
9. Listen! The boys are laughing. _____
10. The branches touch the ground. _____

D. Oversæt til engelsk.

1. Hun læser avisen hver dag.
2. Jeg ved præcist, hvad du er i gang med!
3. Kan du ikke mærke, at hun tænker på noget andet?
4. Du møder mange mennesker.
5. Normalt får han aftensmad kl. 18, men i dag spiser han kl. 20.
6. Mine elever besøger mig om søndagen.
7. Vand koger ved 100 grader.
8. Politibetjenten er i gang med at samle fingeraftryk.
9. Han forsøger at sige, at hans mor laver mad til os.
10. Katte spiser mindre end hunde.
11. Vi sidder og diskuterer politik.
12. Vejret er ved at blive dårligt.
13. Han ved, hvad hans søster siger om ham, når hun snakker med sine veninder.
14. Annabell siger, at hendes søster spiser for meget chokolade.
15. Vi er i gang med at bestille dessert. Hvad har du lyst til?
16. Han går tit i biografen.

Verber: simpel og udvidet datid (imperfektum)

1. Simpel datid (Dansk: Han spurgte...)

He **asked** me about the film.

They **came** uninvited.

a) Ved regelmæssige verber dannes simple datid ved at tilføje *-ed* eller *-d* til infinitivformen.

We **walked** to school.

They **changed** their attitude.



Husk

✓ Verber, som i infinitiv ender på en konsonant efterfulgt af *-y*, får i datid endelsen *-ied*.

-to study. I studied.

-to worry. We worried.

✓ Verber, som i infinitiv ender på en enkelt vokal efterfulgt af en konsonant, får i datid konsonanten fordoblet.

To stop. I stopped.

To drop. They dropped.

b) Nogle verber er uregelmæssige. Det vil sige, at de ikke følger ovennævnte regel, men har en anden datidsform. Du kan slå dem op i ordbøger og opslagsværker. En liste over uregelmæssige verber er placeret sidst i denne bog.

go – **went** – gone

drink – **drank** – drunk

teach – **taught** – taught

Simpel datid udtrykker handlinger, som

- a) gentog sig eller foregik jævnligt i fortiden.
He *drank* coffee *every morning*.
- b) skete på et bestemt tidspunkt i fortiden, som en enkeltstående handling.
They *returned* home *that night*.



Husk

“for to dage siden” = two days ago (den danske præposition “for” udelades på engelsk)

2. Udvidet datid (Dansk: Jeg sad og læste.../Jeg var i færd med...)

I **was reading**.

It **was raining**.

We **were working** when he came.

Udvidet datid dannes ved at anvende **was/were + hovedverbet med endelsen -ing**.

Udvidet datid udtrykker handlinger, som

- a) var i gang med at foregå mens de blev “afbrudt” af en anden handling.
Chelsea **was having** a bath when the phone rang.
- b) foregik parallelt med hinanden.
I **was writing** a letter while my wife **was cooking** dinner.
- c) foregik på et bestemt tidspunkt i fortiden eller i perioden omkring det tidspunkt.
Tim **was building** his own house at that time.

Udvidet datid gengives tit på dansk som “sad og...”, osv. eller “var i gang med...”. Husk at holde dig til den udvidede datid, når du oversætter disse vendinger til engelsk!

Hun **sad og læste** en bog. = She **was reading** a book.

Han **var i gang med at skrive** en stil. = He **was writing** a composition.

 Exercises

A. Følgende sætninger indeholder udsagnsord, som er enten regelmæssige eller uregelmæssige. Sæt dem i simpel datid (imperfektum).

 Example

I take a shower. I took a shower.

1. They say "hello".
2. He drives to school.
3. She begins her work.
4. The correspondent reports the news.
5. We win the prize.
6. We bring the news.
7. They show their room.
8. I shoot the tiger.
9. You spend the money.
10. Something stinks.
11. The Sun rises.
12. The shadow moves.
13. They sell clothes.
14. I choose the easy way.
15. He stays up late.

B. Hvilke af følgende verber står IKKE i datid?

 Example

shown

shown, rang, wished, taken, paid, set, sought, drunk, stayed, begun, understood, hidden, shot, threw, write, finished, taught, bent, beaten, visited, grown, knew, let, sank, made.

C. Vælg den rigtige form af verbet.

 Example

Last night they ate/eat supper at 6 o'clock.

1. He bought/were buying a new car last month.
2. She was doing/does the dishes while he slept/was sleeping.

3. They *hurried/was hurrying* to the meeting when they *heard/were hearing* the news.
4. Did you know that John was *losing/lost* his wallet in the park?
5. They *come/came* to see me at 3 o'clock yesterday.
6. He was *visiting/visited* Great Britain in 2001.
7. At 10 a.m. he *worked/was working* at home.
8. They *had/were having* a party when the police *arrived/was arriving*.
9. I *heard/was hearing* from Hanks in January.
10. My mother was *telling/tells* me about you when you *came/come* in.

D. Sæt følgende uregelmæssige verber i datid (imperfektum). Du kan slå dem op sidst i bogen.

 Example

go – went

- | | | | |
|---------|-------|------|-------|
| a) ring | _____ | sing | _____ |
| drink | _____ | sink | _____ |
| give | _____ | swim | _____ |

Reglen var: _____

- | | | | |
|---------|-------|------|-------|
| b) bend | _____ | send | _____ |
| build | _____ | lend | _____ |

Reglen var: _____

- | | | | |
|--------|-------|------|-------|
| c) bet | _____ | cost | _____ |
| spread | _____ | hit | _____ |
| set | _____ | cut | _____ |

Reglen var: _____

- | | | | |
|---------|-------|-------|-------|
| d) blow | _____ | know | _____ |
| grow | _____ | throw | _____ |

Reglen var: _____

E. Indsæt de rigtige former af verberne i parenteserne (simpel eller udvidet datid).

🔊 Example

Yesterday Kyle (get) got up at 5 o'clock.

1. We (have) _____ breakfast when the phone rang.
2. He (drive) _____ very fast when the accident (happen) _____.
3. I (meet) _____ her yesterday morning.
4. Mitchell (begin) _____ work on his novel in 2005.
5. He (repair) _____ his car when I (visit) _____ him.
6. The news (reach) _____ us when we (celebrate) _____ my exam.
7. When I last (see) _____ her, she (work) _____ in the garden.
8. She (look) _____ at him impatiently while he (write) _____ a letter to his brother.
9. Tom (learn) _____ how to drive when he (be) _____ 16.
10. Ann (have) _____ dinner when the fire alarm rang.
11. Carol (fall) _____ off the ladder while she (paint) _____ the ceiling.
12. We could not go out last night because it (rain) _____.
13. My parents (wait) _____ for me at the station when I (arrive) _____ last night.
14. The cook (burn) _____ his hand when he (prepare) _____ the dinner.
15. We (do) _____ the dishes while the kids (play) _____ in the living-room.

F. Oversæt til engelsk.

1. Hun sad og skrev mens han kiggede på hende.
2. Det regnede da jeg stod op.
3. Han huskede pludseligt, at det var hendes fødselsdag.
4. Ted hjalp mig hver gang jeg havde behov for det.

5. Pigen sad og tegnede, da naboen bankede på døren.
6. Vi løb over vejen.
7. Alle sagde, at han så frygtelig ud.
8. De var i gang med at reparere taget, da han faldt ned.
9. Frokosten smagte godt.
10. Hun sad og læste, da han skreg.
11. Chefen stod og talte med en kunde, da sekretæren kom ind på kontoret.
12. De skjulte deres skat (treasure) under trappen.

Verber: fremtid (futurum)

Fremtid bruges til at udtrykke handlinger som ikke er sket, men forventes at ske.

Engelsk har flere muligheder for at omtale det fremtidige.

a) "ren fremtid": will/shall + verbets infinitivform

"Ren fremtid" anvendes som et udtryk for en spontan beslutning/holdning, afgjort under samtalen.

I **will do** it for you.

We **shall need** your help.

Det er normalt kun muligt at bruge SHALL når subjektet er 1. person (*I* eller *we*). SHALL er særlig udbredt i britisk engelsk. WILL kan anvendes i stedet for SHALL i 1. person i uformelt sprog eller for at fremhæve, at der er tale om et stærkt ønske, en hensigt eller et løfte.

I **shall/will** keep my mouth shut.

men: I **will stop** smoking – I really **will**.

Både *will* og *shall* kan trækkes sammen til 'll:

we shall = *we'll*, *they will* = *they'll*

We'll be back.

b) *be going to*

be going to refererer til handlinger, som er planlagte eller som virker uundgåelige.

It **is going to** rain soon. We **are going to** sell the car. I **am going to** talk to him.

c) Udvidet nutid.

På engelsk bruges som regel en form for fremtid når vi taler om det fremtidige. På dansk er det også muligt at bruge nutid. Dette kan nogle gange, men ikke altid, oversættes som udvidet nutid.

Han **forlader** os i morgen. = He **is leaving** (us) tomorrow.

d) *be about to*

be about to refererer til handlinger, som er ved at blive påbegyndt. Oversættelsen til dansk er ofte "er lige ved at..."

I **am about to** leave. He **is about to** blow up. They **are about to** begin.

e) *be to*

be to bruges i forbindelse med aftaler, planer og andre fastlagte begivenheder. Det oversættes ofte til dansk som "skal".

I **am to** wait for them outside. He **is to** stay at our place. They **are to** stay indoors for a week.

f) udvidet fremtid: I **shall be waiting** for you tomorrow at 3 o'clock.

Udvidet fremtid anvendes for at fremhæve, at handlingen vil være undervejs på et bestemt tidspunkt.

Undtagelser

a) Fremtid bruges IKKE i tids- og betingelsesbisætninger, dvs. i bisætninger, som begynder med:

if..., when..., as soon as..., before..., unless..., until..., etc.

I denne type bisætninger bruges NUTID.

I will tell her **when she comes**.

As soon as we get the results, we shall inform you.

b) "When" bruges tit i spørgende sætninger, som handler om fremtid.

When will you write to her?

c) Til fastlagte tidsplaner og køreplaner bruges NUTID.

The train **leaves** in an hour.



Exercises

A. Understreg den korrekte form af verbet.

 Example

He is worried about his exam but I think he will pass/going to pass.

1. I go/am going to a party next weekend. Would you like to come with me?

2. According to the weather forecast, *it is going to snow/it is snowing* tonight.
3. Anthony says he *shall/will* work a lot next month.
4. Wait until I *come/will come* back.
5. When I *go/shall go* shopping, I'll buy some sweets.
6. I can't do it now. *I'll wait/It shall wait* until tomorrow.
7. Don't worry about the suitcases. The boys *shall/will* carry them.
8. This time next year we *shall be/are* in Australia.
9. Stop looking around. I'm sure she *comes/will come*.
10. When *do you/will you* know the results?
11. We won't start dinner until Sheila *will arrive/arrives*.
12. They *shall/will* wait for their uncle.

B. Indsæt den korrekte form af verbet. Alle sætninger handler om fremtid.

 Example:

If it (rain) rains, I shall stay at home.

1. Ask him to phone me as soon as he (arrive) _____ in London.
2. The door will remain closed until the plane (come) _____ to a complete stop.
3. When you (finish) _____ your paper, you may leave.
4. Shut up! The President (be about to) _____ give a speech.
5. I'll let you know as soon as he (show up) _____.
6. They (not disappoint) _____ you.
7. He (be to) _____ submit the paper by Thursday.
8. Brook (be going to) _____ catch a cold.
9. I'll feel disappointed if he (start) _____ apologizing.
10. I (keep) _____ it forever.
11. If I (find) _____ her address, I will visit her.
12. He will not lend you his car unless you (promise) _____ to drive carefully.

C. Oversæt til engelsk.

1. Pas på. Du kommer til at falde ned!/Du falder ned.
2. Han forlader os snart.
3. Din søster får det bedre i morgen.

4. Kommer du i skole i morgen?
5. Du får en stor overraskelse, når du kommer hjem.
6. Tager du børnene med i parken på lørdag?
7. Han er ved at blive vred.
8. Michael skal nok hjælpe dig.
9. Hvornår går toget til København?
10. Jeg håber, at hun besøger os snart.
11. Vi er ved at blive trætte.
12. Han skal tage sine piller hver anden time.

Verber: førnutid (perfektum) og førdatid (pluskvamperfektum)

1. Førnutid/Perfektum

Engelsk førnutid/perfektum dannes altid med "have" i nutid + kort tillægsform (perfektum participium). Husk, at dansk har to verber, som indgår i førnutid: "har" og "er". Engelsk har kun det førstnævnte. Til gengæld skal "have" bøjes efter person, dvs. du kan bruge "have" eller "has" (3. person ental).

Jeg **har købt** nogle frugter.

Han **er ankommet**.

De **er gået**.

I **have bought** some fruits.

He **has arrived**.

They **have left**.

Kort tillægsform (perfektum participium) er enten

a) et regelmæssigt verbum med endelsen *-(e)d*,

eks. **smoked, painted, liked**

eller

b) 3. form på listen over uregelmæssige verber,

eks. **spoken, chosen, thrown**

Listen over de uregelmæssige verber kan du finde bag i bogen, side 154.

Førnutid/perfektum betegner handlinger som har forbindelse med eller indflydelse på nuet.

I **have already finished** it.

Udvidet førnutid fremhæver, at handlingen eller tilstanden ikke er afsluttet.

We **have been waiting** for Nicole for two hours.



Husk

Spørgsmål med "Hvornår", som står i førnutid/perfektum på dansk oversættes som simpel datid/imperfektum til engelsk.

Hvornår har du set hende?

When did you see her?

2. Førdatid/Pluskvamperfektum

Engelsk førdatid/pluskvamperfektum dannes altid med "have" i datid + kort tillægsform (perfektum participium). Husk, at dansk har to verber, som indgår i førdatid: "havde" og "var". Engelsk har kun det førstnævnte, dvs. HAD.

Jeg **havde set** ham før mødet.

I **had seen** him before the meeting.

Han **var ankommet**.

He **had arrived**.

De **var gået**.

They **had left**.

Førdatid/pluskvamperfektum betegner handlinger, som skete før en anden handling eller et andet tidspunkt i fortiden.

When I arrived at the party, Laura **had already gone** home.

Udvidet førdatid fremhæver handlingens varighed.

The boys **had been stealing** for years when they were caught.



Exercises

A. Indsæt *have*, *has* eller *had* i nedenstående sætninger.



Example

The boys **HAVE** told the story to their mother, so now she knows our secret.

- The floor is clean. I can see that somebody _____ washed it.
- Don't ask me what sushi tastes like. I _____ never tried it.
- He woke up very tired because he _____ not had much sleep that night.
- I _____ heard that John is getting married soon.
- He _____ worked in our company for 3 years now.
- When we arrived at the stadium the match _____ already started.

7. Don't worry about the letter. My secretary _____ already posted it.
8. When he woke up, all the pavements were wet. Obviously it _____ rained that night.
9. What is the title of the book? I _____ completely forgotten it.
10. By the time the doctor arrived the man _____ died.
11. Your father knows me very well. He _____ worked in my company.
12. I informed him I _____ never heard of the company.
13. They know France very well. They _____ spent a lot of time there.
14. It was the second time he _____ been in love that year.
15. My uncle _____ always liked English culture.

B. Indsæt den korrekte form af verbet i parenteser.

 Example

They have (say) SAID that you are the prettiest girl in our class.

1. I told them that I had (do) _____ enough work for one day.
2. I hear that you have (begin) _____ work on a new book.
3. She doesn't know who you are. She has (lose) _____ her memory.
4. He wondered who had (leave) _____ the door open.
5. This is the first time I have (feel) _____ really relaxed for weeks.
6. He explained what he had (mean) _____.
7. It's one of the best films I have ever (see) _____.
8. You have (make) _____ a huge mistake. You are going to regret it.
9. He believed he had (send) _____ the letter the previous day.
10. Global warming has (become) _____ one of the greatest threats to the world's climate.
11. I felt as if I had (know) _____ him my entire life.
12. Ronald has (study) _____ human nature all his life.
13. That castle has (stand) _____ here for almost 500 years.
14. I am so thrilled! I have just (win) _____ \$20,000.
15. Fire has (break) _____ out on board an oil tanker.

C. Omskriv nedenstående sætninger fra datid (imperfektum) til førnutid (perfektum).

 Example

He wrote a letter. *He has written a letter.*

1. The show began.
2. They broke all the rules.
3. The dog bit a baby.
4. Kerry chose a new role.
5. We drank some water.
6. She forbade it.
7. The man froze to death.
8. We lay on the beach.
9. The Sun rose.
10. They showed me a new trick.
11. The choir sang beautifully.
12. They stole £10.

D. Oversæt til engelsk. ✕

1. Hun har aldrig glemt ham.
2. Han har ikke betalt husleje siden han flyttede ind.
3. De anede ikke hvor mange penge huset havde kostet.
4. Har du nogensinde redet på en hest?
5. I denne uge har vi modtaget næsten 50 breve.
6. Bill and Melinda kom til Indien efter at de havde besøgt Kina.
7. Faderen kunne ikke forestille sig hvor meget hans børn var vokset på de to år han havde været i udlandet.
8. Børnene har haft det helt vindunderligt!
9. De tog til Nepal straks efter at de havde modtaget visum.
10. Hun havde deltaget i mange konkurrencer inden hun vandt mesterskabet i 2005.
11. Læreren har advaret os gentagne gange.
12. Han kom ikke over grænsen fordi han havde glemt sit pas.
13. Andrew var sulten fordi han ikke havde fået nogen frokost.
14. Da jeg kom tilbage, havde min kone allerede klaret opvasken.

Verber: omskrivning med do/does/did

1. Omskrivning med do/does/did

Omskrivning med *do/does* og *did* findes kun i simpel nutid og simpel datid og anvendes til at:

- a) danne spørgende sætninger
 Why **do** you like her? **Does** she like coffee?
 How **did** you get here?
- b) danne not-sætninger
 I **do not** like her. She **does not** like swimming.
 He **did not** see her.
- c) forstærke verbet
 I **do** like you. She **does** think it is relevant.
 He **did** know it was an accident.

Do/does/did er hjælpeverber

- a) *do/does* anvendes kun i simpel nutid. *Does* er forbeholdt 3. person ental. Når du bruger *does* til omskrivning, skal du huske, at verbet i 3. person ental mister endelsen *-s/-es*.

Do you smoke? Does she smoke?
I do not smoke. She does not like frogs.

- b) *did* anvendes i alle personer i simpel datid, både i spørgende og i nægtende sætninger. Når du bruger *did* til omskrivning, skal du huske at sætte verbet i infinitivformen (verbets ubøjede form).

Did he come home last night? Did they see you? How did you get home?


- c) Sammentrækninger med *not* (bruges kun i direkte tale).
 do not = don't.
 does not = doesn't.
 did not = didn't

2. Ingen omskrivning

- a) Omskrivning anvendes ikke når subjektet er et spørgeord.
Deborah sold the house. **Who** sold the house?
Something happened. **What** happened?
- b) Andre spørgende og nægtende sætninger, på nær sætninger i simpel nutid og simpel datid, bruger ikke omskrivning.
 Where **have** they **gone**? They **have not** gone anywhere.
- c) Der bruges ikke omskrivning ved modalverber.
May I leave now? You **may not** leave yet.

 Exercises

A. Indsæt *do/does/did* i følgende sætninger.

 Example

Matt does not look very well today.

1. The actress _____ not give any interviews after the incident.
2. The European Championship _____ not begin this week.
3. They _____ not spend a lot of money on books last year.
4. This dishwasher _____ not work. It hasn't worked for years.
5. I _____ not bathe my baby yesterday.
6. Sarah _____ not learn French when she was at school.
7. He _____ not imagine that he is a leader.
8. You _____ not know what I mean.
9. The girls _____ not look tired when I saw them.
10. I _____ not realize what had happened.
11. He has a car but he _____ not use it very often.
12. Mice _____ not catch cats. It's the other way round.
13. I _____ not understand the word "ambiguous". Can you explain it to me?
14. George says he is 18 but my sister _____ not believe him.

B. Lav følgende sætninger om til nægtende sætninger (ikke alle kræver omskrivning).

 Example

I agree. I do not agree.

1. An oil lamp was burning brightly.
2. The nanny spanked Patrick with her hair-brush.
3. Philip loves giving outdoor barbecue parties.
4. The old woman shook her head.
5. Richard opened the door.
6. Paul looks like his mother.
7. You should buy that little house.
8. They can leave now.
9. The air-hostess stopped me.
10. I feel very sorry for you.
11. This part of the world gets hotter in summer.
12. Bus no.21 stops outside the church.

C. Skriv følgende sætninger om til spørgsmål i samme tid, som begynder med ordet i parentes. Sætningens indhold må ikke ændres.

 Example

I saw him only five minutes ago. (When?) When did you see him?

1. Bob and Jill often drink coffee in the morning. (What?)
2. John's university course begins in October. (When?)
3. We are going to invite Glenda to the party. (Whom?)
4. I was late for work today. (When?)
5. Olivia planned to murder her boss. (Whom?)
6. They lived here before the war. (Where?)
7. In January I bought three beautiful pictures from that shop. (How many?)
8. My father owns the biggest casino in Las Vegas. (Who?)
9. Nancy was wearing a simply-cut silk dress. (What?)
10. He bought such an enormous car. (Why?)
11. Rumour says that the Princess is expecting a baby. (What?)
12. He won the competition because he was the strongest. (Why?)
13. Walter always gets here by car. (How?)

14. The Romans taught Latin to the Greeks. (Who?)
15. They live in a pretty little cottage by the sea. (Where?)

D. Oversæt til engelsk.

1. Han ved ikke særlig meget om politik.
2. Norma er gift, men hun går ikke med vielsesring.
3. Det koster ikke så meget at bo på dette hotel.
4. Drikker du meget vand?
5. Hvorfor kørte De så stærkt?
6. Hvor ofte vasker du bilen?
7. Hun forstod ikke beskeden.
8. Hvornår sluttede mødet med ledelsen?
9. Vi ønsker ikke at se ham igen.
10. Han kendte ikke vendingen, så han var nød til at slå den op i en ordbog.

Verber: passiv

1. Aktiv eller passiv (Dansk: Han gjorde.../Det blev gjort...)

Aktiv (handleform): subjektet udfører handlingen, som påvirker objektet.

Mom has cooked dinner.

We bathed the baby.

Passiv (lideform): Objektet er påvirket af subjektets handling.

The dinner has been cooked by Mom.

The baby was bathed by us.

2. Struktur

Dansk har to slags passiv (lideform):

- i. Elever undervises af unge lærere.
- ii. Elever bliver undervist af unge lærere.

Engelsk har kun en måde at danne passiv på – ved at bruge “be” (bøjet i person og tid) + *perfektum participium/kort tillægsform*.

The letters **are delivered** to people.

Students **are taught** by young teachers.

Kort tillægsform (perfektum participium) er enten

a) et regelmæssigt verbum med endelsen *-(e)d*, eks. **smoked**, **painted**, **liked**

eller

b) 3. form i listen over uregelmæssige verber, eks. **spoken**, **chosen**, **thrown**

I nogle tilfælde er det muligt at bruge “get” i stedet for “be”, specielt i daglig tale.

Nobody **got hurt** in the fight.

Engelsk passiv bruger **by** foran det/de ord, som angiver hvem det er, der udfører handlingen.

The letter was written **by a child**.

3. Omskrivning fra aktiv til passiv

Når du omskriver aktiv til passiv, kan du følge nedenstående mønster. Tiden forbliver uændret. Husk, at der skal være en overensstemmelse mellem subjektet og verbet.

Simpel nutid (præsens)

Aktiv: Peter **washes** the car every week. Peter **vasker** bilen hver uge.

Passiv: The car **is washed** by Peter every week. Bilen **bliver vasket/vaskes** af Peter hver uge.

Simpel datid (imperfektum)

Aktiv: Peter **washed** the car last week. Peter **vaskede** bilen i sidste uge.

Passiv: The car **was washed** by Peter last week. Bilen **blev vasket** af Peter i sidste uge.

Udvidet nutid (præsens)

Aktiv: Peter **is washing** the car right now. Peter **vasker** bilen lige nu.

Passiv: The car **is being washed** by Peter right now. Bilen **bliver vasket/vaskes** af Peter lige nu.

Udvidet datid (imperfektum)

Aktiv: Peter **was washing** the car when I arrived. Peter **var i gang med at vaske** bilen da jeg kom.

Passiv: The car **was being washed** by Peter when I arrived. Bilen **vaske-des/blev vasket** af Peter da jeg kom.

Førnutid (perfektum)

Aktiv: Peter **has washed** the car. Peter **har vasket** bilen.

Passiv: The car **has been washed** by Peter. Bilen **er blevet vasket** af Peter.

Førdatid (pluskvamperfektum)

Aktiv: Peter **had washed** the car. Peter **havde vasket** bilen.

Passiv: The car **had been washed** by Peter. Bilen **var blevet vasket** af Peter.

Fremtid (futurum)

Aktiv: Peter **will wash** the car tomorrow. Peter **vil vaske** bilen i morgen.

Passiv: The car **will be washed** by Peter tomorrow. Bilen **vil blive vasket** af Peter i morgen.

 Exercises

A. Omskriv følgende sætninger fra passiv til aktiv. De(t) første ord er udfyldt.

 Example

Potatoes are grown by farmers. Farmers...

Farmers grow potatoes.

1. The thief was arrested by a detective. *A detective...*
2. She should be employed by a consultancy. *A consultancy...*
3. They are taught gymnastics by a national champion. *A national champion...*
4. Your hotel has been recommended by a travel agency. *A travel agency...*
5. America had been discovered by the Vikings before Columbus sailed there. *The Vikings...*
6. He has been trained by an expert. *An expert...*
7. The attack had been prepared by an organized group. *An organized group...*
8. Much of the city was destroyed by fire. *Fire...*
9. He is respected by everybody. *Everybody...*
10. The lions will be fed by the keeper. *The keeper...*
11. The man is being kept in custody by the police. *The police...*
12. "Hamlet" was written by Shakespeare. *Shakespeare...*

B. Omskriv nedenstående sætninger fra aktiv til passiv. De(t) første ord er udfyldt.

 Example

Betty sold the eggs. The eggs...

The eggs were sold by Betty.

1. This organization interviews volunteers. *Volunteers...*

2. We have already contacted the police. *The police...*
3. You can buy newspapers at a newsagent's. *Newspapers...*
4. She should write down some of this information. *Some of this...*
5. He was smuggling five bottles of scotch when the police stopped him.
Five...
6. A plumber won £1million. *£1million...*
7. The police will protect the protesters. *The protesters...*
8. The sound frightened them. *They...*
9. Right now I am packing all my belongings. *All my...*
10. Jonathan had invited Jane to join us even before you called her. *Jane had...*
11. Mrs Miller paid the babysitter £10. *The babysitter...*
12. We expect the applicants to speak fluent Spanish. *The applicants...*

C. Oversæt til engelsk.

Example

Bygningen er lige blevet nedlagt. *The building has just been demolished.*

1. Angrebet havde været ventet.
2. Opgaverne vil blive afleveret inden weekenden.
3. Hunden blev sparket af en hidsig mand.
4. Det siges, at han er sindssyg.
5. Deres venskab er blevet stærkere end nogensinde.
6. Resultaterne skal bekræftes af andre forskere.
7. Hun vil ikke være interesseret.
8. Jeg kunne se, at huset var blevet malet.
9. Stjernen blev opdaget for 150 år siden.
10. Klagen var blevet sendt til hovedkontoret.
11. Kød sælges hos slagteren.
12. Ingen beslutning vil blive truffet før mødet med de ansatte.
13. Han blev valgt til formand.
14. Jeg er blevet anklaget for (accused of) at stjæle.
15. Vores samtale blev afbrudt af en mærkelig lyd.
16. Du var ikke inviteret.

Verber: -ing form

1. -ing form og forskellige ordklasser

-ing form kan anvendes som flere ordklasser, eks.:

- a) adjektiv: There was a **smoking** cigarette in the ashtray.
- b) verbum: He is **working** too much these days.
- c) substantiv: **Running** is healthy.

2. Former

-ing form kan optræde i flere udgaver, eks:

- a) negativ form: **Not knowing** what to do, I decided to rest.
- b) perfektum: **Having finished** my work, I went home.
- c) passiv: She enjoys **being talked about**.

3. Anvendelse

På engelsk bruges *-ing form* i følgende tilfælde:

- a) i udvidet tid: She was **swimming**.
- b) efter præpositioner: There is no point **in waiting**.
- c) efter visse verber: I actually **enjoyed cleaning** the flat.
- d) som en bisætning: **Feeling tired**, I went to bed.

Følgende verber følges af *-ing formen*: stop (holde op), finish, appreciate, delay, enjoy, feel like, mind, to be worth, suggest, fancy, imagine, admit, deny, avoid, consider, involve, practise, miss, postpone, risk, give up, regret (fortryde).

I **fancy throwing** a huge party.

I have never **considered living** in another country.

Andre verber efterfølges typisk af infinitiv. They want to leave now.

Følgende verber kan følges enten af *-ing form* eller af infinitiv: like, love, continue, begin, start, hate, prefer, can afford, neglect.

I **like to read/reading**.

Læg mærke til, at visse verber, som har flere betydninger eller nuancer, kan følges enten af infinitiv eller *-ing form*, alt afhængig af i hvilken betydning de bruges. F.eks.

I regret **telling** her about it: Jeg **fortryder**, at jeg fortalte hende.
 I regret **to inform** you that... Jeg **beklager** at skulle informere...
 Fred stopped **smoking**. Fred **holdt op** med at ryge.
 Fred stopped **to smoke**. Fred **standsede** for at ryge.

Lignende verber: *forget, remember, mean, try*.

I forgot to tell her. Jeg glemte at fortælle hende.
 I forgot telling her. Jeg glemte, at jeg havde fortalt hende.
 I remembered to write it down. Jeg huskede at skrive det ned.
 I remembered writing it down. Jeg huskede, at jeg havde skrevet det ned.
 I meant to apologize. Jeg havde til hensigt at undskylde.
 I meant "apologizing". Jeg mente "at undskylde".
 Try to ask him. Prøv at spørge ham.
 Try asking him. Spørg ham og se, hvad der sker.

4. -ing form efter præpositioner

Det er normalt at anvende verbets *-ing form* efter præpositioner. Infinitiv kan ikke anvendes. Dvs. at du skal huske, at den danske navnemåde (infinitiv) skal omdannes til *-ing form* på engelsk.

He has succeeded **in finding** a new job.
 Det lykkedes ham **at finde** et nyt job.
 He apologised **for offending** her.
 Han undskyldte for **at fornærme** hende.

Se i øvrigt kapitel om præpositioner.

5. -ing form efter "to"

"To" efterfølges normalt af verbet i infinitivformen. F.eks.

I want **to sit** down.

Dog betragtes følgende vendinger med "to" som en slags undtagelse, idet de efterfølges af et substantiv eller en *-ing form*: *look forward to, object to, be used to, prefer something to something, get round to, in addition to*.

I look forward to her wedding.
 I am not used to this lifestyle.
 I prefer tea to coffee.
 Do you object to Sunday work?

I look forward to meeting her.
 I am not used to getting up early.
 I prefer walking to running.
 Do you object to working on
 Sundays?


Læg mærke til følgende

I used to swim a lot.

Der er tale om noget, jeg plejede at
 gøre. (fortid)

Der er tale om noget, jeg er vant til.
 (nutid).

I am used to swimming a lot.

 Exercises


A. Understreg den korrekte form af verbet.

 Example

She kept on interrupt/interrupting me.

1. I enjoy *to dance/dancing*.
2. They regret *to say/saying* it to their mom.
3. He managed *to escape/escaping*.
4. My favourite hobby is *read/reading*.
5. My doctor advised me to give up *to smoke/smoking*.
6. When I was in Florida, I used *to drink/drinking* a lot of Coke.
7. I am not used to *go/going* out at night.
8. The police hope *to solve/solving* the crime soon.
9. I look forward to *visit/visiting* you uncle.
10. The nurse suggested *to take/taking* some pills.
11. I am sure he would like *to come/coming*.
12. The girls refused *to follow/following* Lisa's advice again.
13. The suspect denied *to be/being* in the house that day.
14. My neighbour lets me *borrow/borrowing* his tools.
15. To understand his personality, it is worth *to examine/examining* what he wrote.

B. Omskriv til årsagsbisetninger eller tidsbisetninger med -ing form.

 Example

I left the party because I felt tired. Feeling tired, I left the party.

1. He hasn't got much money because he is unemployed.
2. She thought they might be thirsty so she offered them something to drink.
3. He is a Russian citizen so he needs a visa to visit our country.
4. I knew his phone number so I could easily get in touch with him.
5. We saw that he was uncertain so we offered to help him.
6. We had plenty of time left so we decided to go on foot.
7. When he heard the noise, he went outside.
8. When I visit a strange city, I like to have a guide-book with me.
9. When she felt sad, she found comfort in her music.
10. He speaks fluent Spanish because he was born and raised in Spain.

C. Der er fejl i nedenstående sætninger. Ret dem.

 Example

I look forward to meet your brother. *I look forward to meeting your brother.*

1. They are thinking about buy a new car.
2. We congratulated Ann on pass her exam.
3. Nobody can stop me from do what I want.
4. Was the man suspected of be a spy?
5. Garry fell asleep watch television.
6. After finish our work, we went home.
7. Forgive me for say this.
8. He has finished to repair the car.
9. You were not pay attention!
10. Eat sweets is bad for you!

D. Oversæt til engelsk.

1. Kate har altid drømt om at leve ude på landet.
2. Han insisterede på at købe mig mange smykker.
3. Idet jeg følte mig træt, ringede jeg efter en taxa.

4. Drengen blev påkørt mens han gik over gaden.
5. Det kolde vejr kunne ikke afholde hende fra at gå en tur.
6. Har du noget imod at tage en pause?
7. Kelly så frem til at blive gift.
8. Rachel er vant til at køre meget hurtigt.
9. Vi er færdige med at læse om grammatik.
10. Hold op med at klage!
11. Vi foreslår at starte allerede i maj.
12. Melissa undgik at nævne, at hun kendte den unge mand.

Modalverber: can, may, must, will, shall, ought to

1. Kun nutid og datid

Modalverber (mådesverber) findes kun i nutid og datid, hvori de beholder samme form i alle personer. I andre tider bliver de erstattet med verber, som har mere eller mindre samme betydning (se punkt 2 og 3), side 49 og 50.

Nutid	Datid
can	could
will	would
may	might
must	must/had to
shall	should
ought to	ought to

“Not” tilføjes efter modalverber: must not, may not, shall not, will not, cannot



Husk

Cannot skrives altid i ét ord

2. Ikke i infinitiv

Engelske modalverber findes ikke i infinitiv, dvs. at man ikke kan sætte “to” foran dem. Skal man oversætte dansk infinitiv til engelsk, er den eneste mulighed at anvende synonymmer (andre verber med samme betydning).

at kunne =	to be able to
at skulle =	to have to
at burde =	to be obliged to
at ville =	(at ønske) to want to...
at måtte =	A) (at have lov til) to be allowed to...
	B) (at være tvunget til) to have to

3. Bøjning i andre tider

Det er de ovennævnte (punkt 2) synonyme udtryk, der bliver brugt (og bøjet i tid og person), når du anvender et af modalverberne i tider andre end nutid og datid.

Jeg **har kunnet** tale spansk.

Han **vil kunne** hjælpe dig.

Han **har måttet** opgive.

I **have been able to** speak Spanish.

He **will be able to** help you.

He **has had to** give up.

4. Betydning

Can	He can swim. You can go now.	Evne Mulighed
May	You may leave. It may rain tomorrow.	Høflig tilladelse Mulighed
Must	You must be crazy. I must go now. I must not tell anyone.	Logisk slutning Nødvendighed (med <i>not</i>) Forbud
Shall	We shall win this competition. Shall I open the window?	Fremtid Forslag
Will	He will probably be a bit late. I will keep it forever.	Fremtid Vilje
Ought to	We ought to let things take their own course.	Moralsk forpligtelse

I nogle tilfælde kan de forskellige modalverbers betydning overlappe, idet verberne kan erstatte hinanden (dog altid med nuanceforskelle).

5. Oversættelse

Det er oftest oversættelsen fra dansk til engelsk, der volder problemer. Her har du nogle "tommefingerregler", som du kan bruge:

skal = must (nødvendighed)

will (fremtid)

Eleverne **skal** læse. The students **must** read.

Han **skal** nok bestå. He **will** surely pass.

Nogle gange kan "will" erstattes med "shall", men kun i 1. person ental og flertal, dvs. med "I" og "we". Se i øvrigt kapitel "Verber: fremtid".

kan lide =	like	Jeg kan lide ham. I like him.
må gerne =	may (tilladelse)	Du må gerne gå. You may leave.
må =	must (nødvendighed)	Jeg må have den bil! I must have that car!
	must (logisk slutning)	Du må være sindssyg. You must be crazy.
vil gerne =	would like to (ønske)	Jeg vil gerne sove. I would like to sleep.
vil =	want (ønske)	Jeg vil klage. I want to complain.
	will (fremtid)	Han vil komme. He will come.

Husk, at der findes flere måder at udtrykke fremtid på. Se kapitel "Verber: fremtid".

bør = should/ought to (pligt) Du **bør** blive. You **ought to** stay.

Exercises

A. Nedenunder finder du 8 sætninger med 3 fortolkningsmuligheder til hver. Vælg den fortolkning, som svarer mest præcist til sætningens indhold.

Example

Anna **ought to** stay at home.

- a) Anna will stay at home.
- b) Anna should stay at home.
- c) Anna is going to stay at home.

1. Betty **might** visit us tonight.

- a) Betty will certainly visit us tonight.

- b) Betty must visit us tonight.
- c) Betty may visit us tonight.

2. My brother can help you with this exercise.

- a) My brother will certainly help you with this exercise.
- b) My brother is unable to help you with this exercise.
- c) My brother is able to help you with this exercise.

3. Richard could lend you the money.

- a) It is impossible for Richard to lend you the money.
- b) It is possible for Richard to lend you the money.
- c) It is necessary for Richard to lend you the money.

4. You mustn't mention it.

- a) I think you should not mention it.
- b) You are forbidden to mention it.
- c) I am afraid you will mention it.

5. He could have gone home.

- a) Maybe he went home.
- b) I am sure he went home.
- c) He should have gone home.

6. I shall wait for you at the station.

- a) You can expect me at the station.
- b) I may be at the station when you arrive.
- c) I ought to wait for you at the station.

7. I would have informed them.

- a) I informed them.
- b) I must have informed them.
- c) I didn't inform them.

8. It must have been hot.

- a) I suppose it is hot.
- b) I suppose it was hot.
- c) I think it must be hot now.

B. Omskriv følgende sætninger, idet du erstatter de understregede ord med de modalverber, der gengiver sætningens betydning allerbedst. De første ord er udfyldt.

 Example

It is necessary for you to do it now. You must...

You must do it now.

1. Perhaps you will find you have made a mistake. You may...
2. The weather forecast says it will probably be fine tomorrow. According to the weather forecast, it should...
3. It is possible that he won't turn up at all. He may...
4. He will work until he finds the answer. He is going...
5. I am sure that it is true. It must...
6. It is just possible that he will change his mind later. He may...
7. I shall be on holiday in June. I am going...
8. I insist that you do not tell him. You must...
9. I am angry that she doesn't clean her room. She should...
10. It is all right to speak with the patient for a few minutes. You can...

C. Omskriv følgende sætninger. De understregede ord i sætningerne erstattes af en bøjet form af "to be able to", "to have to", "be obliged to" eller "to be allowed to".

 Example

He can repair the car. He is able to repair the car.

1. She can speak five foreign languages.
2. Jack cannot ski.
3. Bill must be a very good player.
4. She may bring her camera to the exhibition.
5. She should return immediately.
6. Connor must finish the assignment.
7. The kids may not eat yet.
8. The witness ought to report this to the police.
9. He cannot find the highway.
10. You must sign the papers.
11. May we drink some wine?
12. Should she tell us who is responsible?

13. Must I trust him blindly?
14. Can we conclude that everything is fine?

D. Oversæt til engelsk.

1. Du skal gøre hvad han siger!
2. Vi må skynde os, ellers bliver vi forsinket.
3. Han kan ikke være så gammel!
4. Ryan har altid kunnet svare på dine spørgsmål.
5. Jeg vil kunne oplyse om resultatet efter mødet.
6. Jackson havde kunnet svømme inden han lærte at gå.
7. De vidste aldrig, om de måtte røre ved møblerne.
8. Jeg har ikke kunnet svare ham.
9. Børnene har måttet vente alt for længe.
10. Pamela skulle på toilettet.
11. Eleverne skal møde op kl. 8.15.
12. Det kunne have været sjovt!
13. Inden han flyttede ud, havde vi altid måttet vaske hans tøj.
14. Jeg har altid villet rejse verden rundt.
15. Husk, at Chris skal ringe til sine forældre hver dag.
16. Kevin har måttet kvitte smøgerne.

Verber: særlige forskelle mellem dansk og engelsk

1. Oversættelsen af "at få"

- a) I betydningen "at modtage" bruges *receive, get, have*.

Jeg **fik** et brev fra Carol i går. I **had** a letter from Carol yesterday.

- b) I betydningen "at overtale til" bruges *make, get, have*.

He **made** me do all the exercises.

The teacher **had** us say it over and over again.

Mom **got** us **to** get up at 6 o'clock.



Husk

"to" bruges kun efter *get*.

- c) I betydningen "at forårsage" bruges ofte *cause*.

Tørken **fik** planterne til **at dø**. The drought **caused** the plants **to die**.

- d) I betydningen "indtage/spise/drikke" bruges *have*.

Vi **fik** æg til morgenmad. We **had** eggs for breakfast.

- e) I visse tilfælde/vendinger vil man bruge engelsk passiv.

Vi **fik lov** til at forlade huset. We **were allowed** to leave the house.

2. Oversættelsen af "at blive"

- a) I passiv anvendes *be*.

Han **blev overfaldet** på gaden. He **was mugged** in the street.

- b) Om overgangen fra en tilstand til en anden bruges *become*.

Ten years later he **became** a successful writer.

- c) Langsom overgang gengives ofte ved brug af *grow*.

He **is growing** old.

- d) Ved ændringer som eks. farve og alder bruges *turn (into)*.

Her cheeks **turned** red.
He **turned** 18 the following day.
He has **turned** into a monster.

e) I talesprog bruges *get*.
She **got** scared when she saw the dog.

f) Ved stedangivelser bruges *stay*.
Stay where you are.

3. Tell/inform – indskyd objektet efter verbet

Det er ikke altid, at man kan bruge nøjagtig samme sætningsstruktur på dansk og på engelsk. Se nedenstående eksempler:

Jeg fortalte , at jeg var interesseret.	I told her that I was interested.
Hun oplyste , at de skulle blive.	She informed them that they should stay.

Efter visse verber: *tell, inform, warn, remind*, skal du huske at "indskyde" objektet, dvs. den person som har fået oplysningen.

Undtagelser: to tell A STORY, to tell THE TRUTH, to tell A LIE.

 Husk

We explained to them that we had come to an agreement. (Dansk: Han **forklarede os**, at...)

Mike suggested to us that we should keep it a secret. (Dansk: Han **forslog os**, at...)

Husk at indskyde "to + objekt" efter *suggest* og *explain*.

4. Want/would like – følges af infinitiv

Visse verber følges på engelsk af objekt + infinitiv, når de på dansk fortsætter med "that".

Han ønsker , at de kommer hjem.	He wants them to come home.
De vil gerne have , at jeg lytter.	They would like me to listen.

Vi beordrede børnene, at de skulle sove. We ordered the kids to sleep.

Verber, som følger denne mønster er også: *allow* (tillade), *cause* (forårsage), *permit* (tillade), *teach* (lære), *enable* (muliggøre).

Exercises

A. Vælg den rigtige mulighed fra parentesen.

Example

She made the kids (wash/to wash) their hands.

1. Hot weather makes me (feel/to feel) uncomfortable.
2. Ken got me (drive/to drive) way too fast.
3. The ladies (got/had) their tea in the sitting-room.
4. The sudden noise caused her (to jump/jumping) up.
5. Susan wants her kids (stay/to stay) with her parents next summer.
6. Mr Thomas (said/told) us that the food in that restaurant was awful.
7. He (became/was) questioned by the immigration police.
8. Your life will (be/became) changed by this meeting.
9. Can you explain (us/to us) how to get to the museum?
10. The news caused the journalist (to change/change) his plans.

B. Find og ret fejl i nedenstående sætninger.

Example

We got steak for dinner last night. We had steak for dinner last night.

1. The teacher wants that the students do their homework.
2. The soldier ^{was} attacked by a group of locals.
3. I shall make him to pay for it.
4. The detective ^{suggested} me that I should show him all the evidence.
5. We ^{informed} that we were not interested!
6. We ^{were} allowed to choose our own method.
7. We found out that our classmate ^{had} stayed a famous painter.
8. The new laws caused our factory closing.
9. He also told that ^{he} was going to Europe for a year.
10. They would like that we leave on Friday.
11. He always makes me to cry.
12. He got me telling the whole story.

C. Oversæt til engelsk.

1. Damen vil gerne have, at du fjerner din kuffert fra disken.
2. Kan De forklare mig Deres teori?
3. Tjeneren foreslog turisterne, at de valgte den billige dessert.
4. Hvad har I fået til morgenmad?
5. De ønsker, at jeg låner dem min cykel.
6. Lægen fortalte, at min nevø havde udslæt.
7. Hvornår blev slottet bygget?
8. Hun er blevet en rigtig kælling!
9. Jeg kan ikke forstå, at børnene fik lov til at blive hjemme alene.
10. Smerten fik hende til at græde.

Uregelmæssige verber

Infinitiv	Simpel datid/ Imperfektum	Perfektum Participium
awake	awoke	awoken
be	was, were	been
bear	bore	born
beat	beat	beat
become	became	become
begin	began	begun
bend	bent	bent
bet	bet	bet
bid	bid/bade	bid/bidden
bind	bound	bound
bite	bit	bitten
bleed	bled	bled
blow	blew	blown
break	broke	broken
breed	bred	bred
bring	brought	brought
broadcast	broadcast	broadcast
build	built	built
burn	burned/burnt	burned/burnt
burst	burst	burst
buy	bought	bought
cast	cast	cast
catch	caught	caught
choose	chose	chosen
cling	clung	clung
come	came	come
cost	cost	cost
creep	crept	crept
cut	cut	cut

Infinitiv	Simpel datid/ Imperfektum	Perfektum Participium
deal	dealt	dealt
dig	dug	dug
dive	dived/dove	dived
do	did	done
draw	drew	drawn
dream	dreamed/dreamt	dreamed/dreamt
drive	drove	driven
drink	drank	drunk
eat	ate	eaten
fall	fell	fallen
feed	fed	fed
feel	felt	felt
fight	fought	fought
find	found	found
fit	fit	fit
flee	fled	fled
fly	flew	flown
forbid	forbade	forbidden
forget	forgot	forgotten
forgive	forgave	forgiven
forsake	forsook	forsaken
freeze	froze	frozen
get	got	gotten
give	gave	given
go	went	gone
grind	ground	ground
grow	grew	grown
hang	hung	hung
hear	heard	heard
hide	hid	hidden
hit	hit	hit

Infinitiv	Simpel datid/ Imperfektum	Perfektum Participium
hold	held	held
hurt	hurt	hurt
keep	kept	kept
kneel	knelt	knelt
knit	knit	knit
know	knew	know
lay	laid	laid
lead	led	led
leap	leaped/lept	leaped/lept
learn	learned/learnt	learned/learnt
leave	left	left
lend	lent	lent
let	let	let
lie	lay	lain
light	lighted/lit	lighted/lit
lose	lost	lost
make	made	made
mean	meant	meant
meet	met	met
mistake	mistook	mistaken
mow	mowed	mowed/mown
overcome	overcame	overcome
overtake	overtook	overtaken
pay	paid	paid
prove	proved	proved/proven
put	put	put
quit	quit	quit
read [ri:d]	read [red]	read [red]
rid	rid	rid
ride	rode	ridden
ring	rang	rung

Infinitiv	Simpel datid/ Imperfektum	Perfektum Participium
rise	rose	risen
run	ran	run
saw	sawed	sawed/sawn
say	said	said
see	saw	seen
seek	sought	sought
sell	sold	sold
send	sent	sent
set	set	set
sew	sewed	sewed/sewn
shake	shook	shaken
shave	shaved	shaved/shaven
shine	shone	shone
shoot	shot	shot
show	showed	showed/shown
shrink	shrank	shrunk
shut	shut	shut
sing	sang	sung
sink	sank	sunk
sit	sat	sat
sleep	slept	slept
slay	slew	slain
slide	slid	slid
sling	slung	slung
sow	sowed	sowed/sown
speak	spoke	spoken
speed	sped	sped
spend	spent	spent
spill	spilled/spilt	spilled/spilt
spit	spit/spat	spit
split	split	split

Infinitiv	Simpel datid/ Imperfektum	Perfektum Participium
spread	spread	spread
spring	sprang/sprung	sprung
stand	stood	stood
steal	stole	stolen
stick	stuck	stuck
sting	stung	stung
stink	stank	stunk
strike	struck	struck
string	strung	strung
strive	strove	striven
swear	swore	sworn
sweep	swept	swept
swell	swelled	swelled/swollen
swim	swam	swum
swing	swung	swung
take	took	taken
teach	taught	taught
tear	tore	torn
tell	told	told
think	thought	thought
thrive	thrived/throve	thrived
throw	threw	thrown
tread	trod	trodden
understand	understood	understood
wake	woke	woken
wear	wore	worn
weave	weaved/wove	weaved/woven
weep	wept	wept
wind	wound	wound
win	won	won
wring	wrung	wrung
write	wrote	written

Grammatiske tider

Simpel nutid	Udvidet nutid
I study English every day. (verbum i infinitiv, + (e)s i 3. person ental)	I am studying English now. ("at være" i nutid bøjet i person + verbum med endelsen -ing)
Simpel datid	Udvidet datid
Two years ago, I studied English at a university. (verbum + endelse -ed, uregelmæssige verber i 2. form/imperfektum)	I was studying English when you called yesterday. ("at være" i datid bøjet i person + verbum med endelsen -ing)
Simpel fremtid	Udvidet fremtid
I will study English all night. (shall/will + verbum i infinitivformen)	I will be studying English when you arrive tonight. ("at være" i fremtid bøjet i person + verbum med endelsen -ing)
I am going to study English next year. ("at være" i nutid bøjet i person + going to + verbum i infinitivformen)	
Førnutid	Udvidet førnutid
I have studied English in many countries. ("at have" i nutid bøjet i person + verbum med endelsen -ed/kort tillægsform)	I have been studying English for eight years. ("at have" i nutid bøjet i person + been + verbum med endelsen -ing)
Førdatid	Udvidet førdatid
I had studied English before I moved to the U.S. ("at have" i datid + verbum med endelsen -ed/kort tillægsform)	I had been studying English for five years when I got the job. ("at have" i datid + been + verbum med endelsen -ing)