

# ANOTHER ONE BITES THE DUST

地獄へ道づれ

by John Deacon

108

Intro

The musical score is arranged in a multi-staff format. The top staff is for the VOCAL part, which begins with a whole rest. The GUITAR I staff shows a sequence of chords: Fm7, Bbm7, Fm7, Bbm7, and Fm7. The GUITAR II staff is mostly empty, with a few notes in the final measure. The KEYBOARD staff is marked 'Effektmaschine' and contains a few notes. The BASS staff features a rhythmic line with eighth and sixteenth notes. The DRUMS staff shows a simple drum pattern with asterisks indicating specific drum sounds.

Uh                      Let's go

Fm7                      Bbm7                      Fm7                      Bbm7                      Fm7                      Bbm7

*cresc.* - - - - -

**A**

Steve walks warily down the street with his brim pulled way down low                      Ain't no sound but the sound of his feet,                      machine guns ready to go                      Are you

Fm7                      Bbm7                      Fm7                      Bbm7

ready, hey! are you ready for this Are you hanging on the edge of your seat Out of door - way the bullets rip

Db Eb Ab Db Eb Ab Db Eb Ab

This system contains the first three measures of a musical piece. It features a vocal line with lyrics, a guitar line with chords (Db, Eb, Ab, Db, Eb, Ab, Db, Eb, Ab) and a 7/4 time signature, a piano line with a circled 'X' in the third measure, and a bass line with a slash indicating a drum part.

To the sound of the beat, yeah! A - nother one bites the dust A - nother one bites the dust And a -

B

Bbm7 C7 Fm7 Bbm7 Fm7 Bbm

This system contains the next three measures of the musical piece. It features a vocal line with lyrics, a guitar line with chords (Bbm7, C7, Fm7, Bbm7, Fm7, Bbm) and a 7/4 time signature, a piano line with a circled 'X' in the first measure, and a bass line with a slash indicating a drum part.

nother one gone, and another one gone another one bites the dust, yeah Hey, I'm gonna get you too A - nother one bites the dust

Fm7 Bb Bbm7 G Bb G C7sus4 Ab

Detailed description: This system contains the first four measures of the piece. The vocal line is in the top staff, with lyrics underneath. The guitar accompaniment is shown in two systems: the first system has a treble clef staff with chords and some melodic lines, and a bass clef staff with a slash indicating a continuation of the bass line. The second system shows the bass clef staff with specific fret numbers (3, 2, 1, 1, 3, 4) and fingerings. Chord labels are placed above the guitar staff: Fm7, Bb, Bbm7, G, Bb, G, and C7sus4 Ab.

©


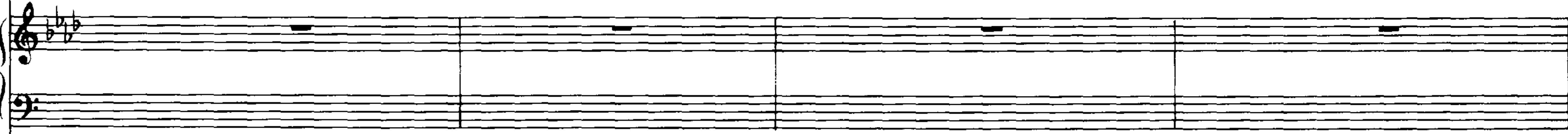
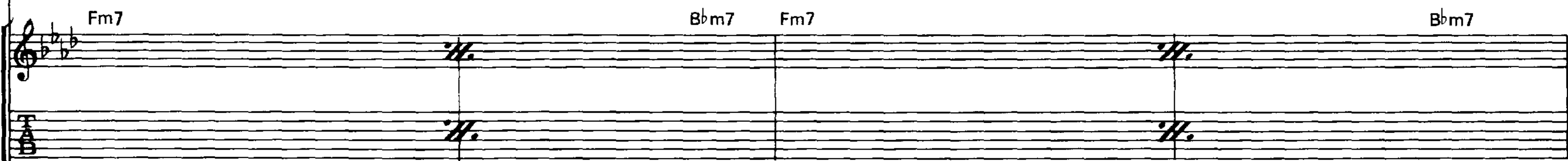
Fm7 Bbm7 Fm7 Bbm7

Detailed description: This system contains measures 5 through 8. The guitar accompaniment is shown in two systems. The first system has a treble clef staff with chords and melodic lines, and a bass clef staff with a slash. The second system shows the bass clef staff with specific fret numbers (3, 3, 3, 3, 3, 3, 6, 3, 3). Chord labels are placed above the guitar staff: Fm7, Bbm7, Fm7, and Bbm7. A circled 'C' symbol is located at the beginning of the system. A circled 'X' symbol is located above the second staff in the second measure of the system.

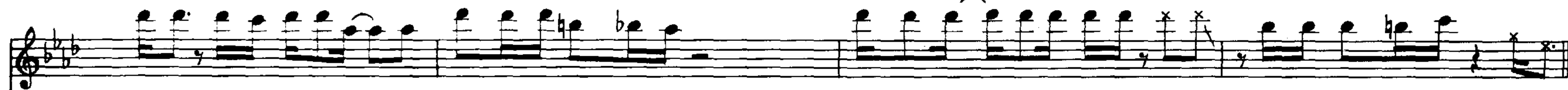
D




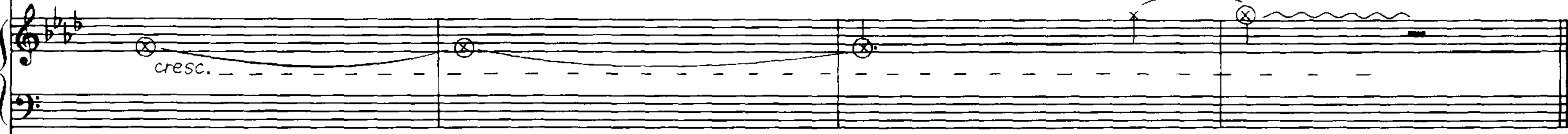
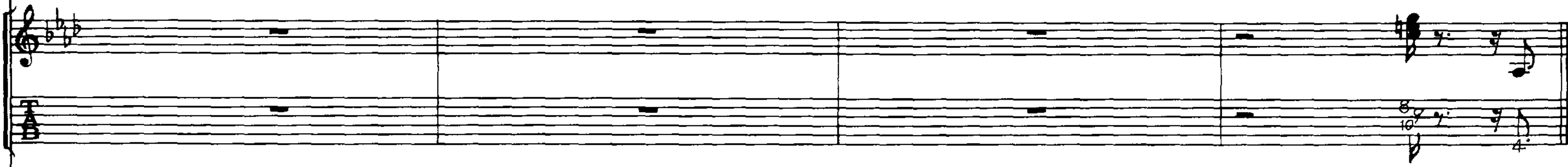
How do you think I'm going to get along, without you when you're gone yerh (You) look me for everything that I had, and kicked me out on my own Are you



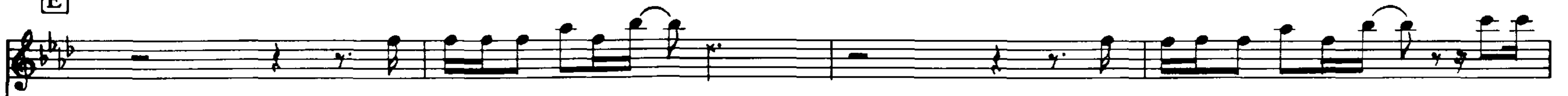
112



happy. are you satis-fied How long can you stand the heat Out of(the) door - way the bullets rip To the sound of(the) beat,



E



A - nother one bites the dust. Ah




A - nother one bites the dust And a -

Fm7

Bbm7

Fm7

Bbm7



113



nother one gone, and another one gone A - nother one bites the dust -

Hey. I'm gonna' get you too A - nother one bites the dust

Fm7



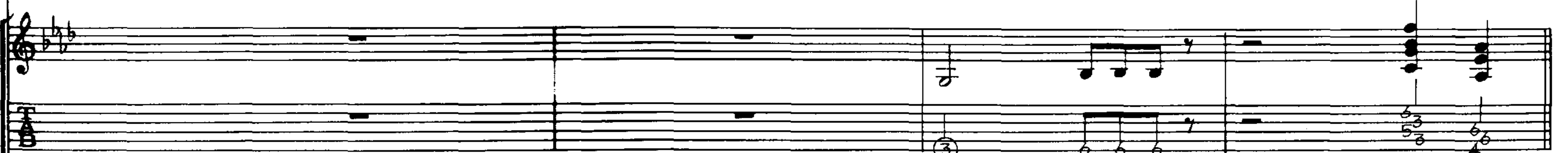

Bbm7

G

Bb

G

C7sus4 Ab



F

Hey! Oh

Fm7

3/3

⊗

⊗

This system contains six staves. The top staff is a vocal line with lyrics "Hey!" and "Oh". The second and third staves are piano accompaniment, with the second staff starting with a treble clef and a key signature of two flats, and the third staff starting with a bass clef and a key signature of two flats. The fourth staff is a grand staff with a treble clef and a key signature of two flats. The fifth staff is a grand staff with a bass clef and a key signature of two flats. The sixth staff is a bass line with a bass clef and a key signature of two flats, featuring a rhythmic pattern of eighth notes and rests.

114

Tiger!

⊗

⊗

⊗

⊗

⊗

⊗

This system contains six staves. The top staff is a vocal line with lyrics "Tiger!". The second and third staves are piano accompaniment. The fourth staff is a grand staff with a treble clef and a key signature of two flats, featuring a wavy line and circled 'x' marks. The fifth staff is a grand staff with a bass clef and a key signature of two flats. The sixth staff is a bass line with a bass clef and a key signature of two flats, featuring a rhythmic pattern of eighth notes and rests.

Hey A -

*cresc.*

The first system of the musical score consists of six staves. The top staff is a vocal line in G major, with lyrics "Hey A -" written below it. The second and third staves are for the piano accompaniment, showing a simple harmonic structure. The fourth staff is the left hand of the piano, featuring a melodic line with a "cresc." (crescendo) marking and a series of notes marked with 'x'. The fifth and sixth staves are for the piano accompaniment, showing a rhythmic pattern of eighth notes.

G

115

- nother one bites the dust — A - nother one bites the dust Ah. A - nother one bites the dust Hey, Hey. A - nother one bites the dust Ah —

(Claps)

The second system of the musical score begins with a section marked "G" in a box. It features a vocal line with lyrics: "- nother one bites the dust — A - nother one bites the dust Ah. A - nother one bites the dust Hey, Hey. A - nother one bites the dust Ah —". The piano accompaniment consists of five staves. The top staff is the vocal line. The second and third staves are for the piano accompaniment. The fourth staff is the left hand of the piano, featuring a rhythmic pattern of eighth notes. The fifth and sixth staves are for the piano accompaniment. The bottom staff includes a "(Claps)" marking and a rhythmic pattern of eighth notes.

H

Ooh — Shut up! (There are )

Fm7 Bbm7 Fm7 Bbm7

*cresc.*

Detailed description: This section of the score is for a vocal part labeled 'H'. It consists of a vocal line and a piano accompaniment. The vocal line starts with a melodic phrase, followed by the lyrics 'Ooh — Shut up! (There are )'. The piano accompaniment features a bass line with eighth notes and a treble line with chords. Chord changes are marked as Fm7, Bbm7, Fm7, and Bbm7. A 'cresc.' (crescendo) marking is placed over a long note in the piano part. The section ends with a double bar line.

I

plenty of ways that you can hurt a man, — and bring him to the ground (you) can beat him you can cheat him, you can treat him bad and

Fm7 Bbm7 Fm7

*S*

Detailed description: This section of the score is for a vocal part labeled 'I'. It consists of a vocal line and a piano accompaniment. The vocal line contains the lyrics 'plenty of ways that you can hurt a man, — and bring him to the ground (you) can beat him you can cheat him, you can treat him bad and'. The piano accompaniment features a bass line with eighth notes and a treble line with chords. Chord changes are marked as Fm7, Bbm7, and Fm7. A 'S' (sustained) marking is placed over a chord in the piano part. The section ends with a double bar line.

leave him when he's down — — But I'm ready, yes I'm ready for you I'm standing on my own two feet Out of (the) door - way (the) bullets rip

Fm7 Bbm7 Db Eb Ab Db Eb Ab Db Eb Ab

**I**

Repeating to the sound of (the) beat. Oh Yeah — — A - nother one bites the dust... — — A -

Bbm7 C7 Ab Fm7 Bbm7 Fm7

- nother one bites the dust      And a - nother one gone, and another one gone      A - nother one bites the dust

Fm7                      Bbm7                      Fm7    Bbm

Detailed description: This system contains the first four measures of the piece. The vocal line is in a B-flat major key signature. The guitar part features chords Fm7, Bbm7, Fm7, and Bbm. The piano accompaniment consists of a steady eighth-note bass line in the left hand and a melodic line in the right hand. The bass line is marked with a slash and a percentage sign, indicating a specific rhythmic pattern.

118

Hey,                      I'm gonna' get you too      A - nother one bites the dust --                      Shoot Out!

G                      Bb                      G                      Ab                      Fm7

gliss.                      gliss.

**K**

Detailed description: This system contains the next four measures. The vocal line includes the lyrics 'Hey, I'm gonna' get you too' and 'Shoot Out!'. The guitar part features chords G, Bb, G, Ab, and Fm7. The piano accompaniment includes a glissando effect in the right hand and a bass line with a slash and percentage sign. A key signature change to B-flat major is indicated by a 'K' in a box. The bass line continues with a slash and percentage sign.

Yeah \_\_\_\_\_ All right

Fm7 Bbm Fm7 Bbm7 Db Eb Ab

*cresc.*

The first system of music features a vocal line with the lyrics "Yeah" and "All right". The guitar part includes chords Fm7, Bbm, Fm7, Bbm7, Db, Eb, and Ab. The bass line has a rhythmic pattern of eighth notes. The piano part includes a crescendo marking and a long note with a circled cross symbol.

Db Eb Ab Db B Ab Bbm7 C7

The second system of music continues the instrumental parts. The guitar part includes chords Db, Eb, Ab, Db, B, Ab, Bbm7, and C7. The bass line continues with eighth notes. The piano part includes a circled cross symbol and a long note.