

# Genreleksikon til eksamen i skriftlig engelsk på hf B



**KEEP  
CALM  
AND  
WRITE  
ENGLISH**

Frederiksberg hf-kursus

## Indholdsfortegnelse

Kort om skriftlig eksamen i engelsk hf B	s.1
Kort om assignment 1-5	s.1
Assignment 6A	s.4
Sådan skriver du et summary	s.5
Sådan skriver du et short analytical essay	s.6
Sådan skriver du en discussion	s.8
Assignment 6B	s.9
Sådan skriver du et summary	s.9
Sådan skriver du et short analytical essay	s.10
Sådan skriver du en discussion	s.12
Assignment 6C	s.13
Sådan skriver du et summary	s.13
Sådan skriver du et short analytical essay	s.14
Sådan skriver du en discussion	s.16
Tool box	s.17
Eksempler på eksamensbesvarelser	

## Skriftlig eksamen engelsk hf B

### Kort om skriftlig eksamen i engelsk hf B

Eksamen i skriftlig engelsk hf B er **elektronisk** og ligger på netprøver.dk. Eksamen varer **5 timer** og består af **6 opgaver/assignments**. Assignments 1-5 fokuserer på **grammatik og sprog**, mens Assignment 6 er en prøve i **skriftlig fremstilling og tekstanalyse**. Du skal regne med at bruge ca. 1 time på opgave 1-5, og 4 timer på opgave 6. Eksamensopgaven skal afleveres i en skabelon, som du finder under menupunktet **Template**. Du må bruge **ordbøger, grammatikker** og **egne noter** til at besvare eksamensopgaven, men ikke bruge nettet til andet end at hente opgaven.

### Kort om assignment 1-5

Assignment 1, 2 og 4 er **faste opgaver**, som altid er med i eksamensopgaven til skriftlig eksamen på engelsk hf B. Assignment 3 og 5 kan indeholde **forskellige opgavetyper**.

**Assignment 1** er en opgave i **verbernes tider**. Du vil typisk blive bedt om at **finde** alle verber i en bestemt grammatisk tid i en tekst og **omskrive** dem til en **anden grammatisk tid**. F.eks. fra datid til nutid eller omvendt.

#### Eksempel på opgaveformulering i assignment 1:

Find alle verberne/udsagnsordene i præteritum (datid) i nedenstående tekst og omskriv dem til præsens (nutid). Skriv hele teksten som dit svar og marker verberne (udsagnsordene) tydeligt som i eksemplet.

Eksempel: Weary and distraught, the women listened

Weary and distraught, the women **listen**

**Assignment 2** er en opgave i **ordklasser**. Her skal du først lytte til en lydfil og derefter skrive eksempler på ord fra forskellige ordklasser.

**Eksempel på opgaveformulering i assignment 2**

Lyt til podcasten og skriv eksempler på følgende ordklasser i nedenstående lydclip.

5 pronominer (stedord)

5 præpositioner (forholdsord)

5 substantiver (navneord)

5 verber (udsagnsord)

In the podcast from *CBC Radio*, the American writer Richard Ford talks about his parents.

Når du besvarer **assignment 2** skal du huske at gøre følgende:

- Lyt podcasten igennem en gang for at orientere dig i den
- Lyt efter en ordklasse ad gangen
- Skriv kun det antal eksempler, du bliver bedt om at skrive
- Skriv ordene i den form, som de forekommer i i teksten
- Tjek, at du har skrevet ordene rigtigt

Følgende ordklasser kan bl.a. forekomme:

<b>Pronominer</b> (Stedord)	<b>Verber</b> (Udsagnsord)	<b>Substantiver</b> (Navneord)	<b>Præpositioner</b> (Forholdsord)	<b>Adjektiver</b> (Tillægsord)	<b>Adverbier</b> (Biord)
Eks.: he, I, who, which, they, her	Eks.: talks, said, have walked, run	Eks.: School, boy, father, team	Eks.: on, of, from, in, at, for, under	Eks.: small, tall, green, big	Eks.: really, very, naturally, well

**Assignment 3** kan variere fra eksamen til eksamen. Den kan bestå af lydfiler, hvor man bliver bedt om at lytte og skrive et bestemt antal adjektiver ned og derefter gradbøje dem: long, longer, longest. Eller man bliver bedt om at lytte og skrive et bestemt antal substantiver ned, der efterfølgende skal laves fra ental til flertal: house/houses, man/men, child/children. Den kan også bestå af sætninger, der skal ændres eller at man skal finde synonymmer for ord.

**Assignment 4** går ud på at sammensætte to tekster af en række sætninger, som er blevet "jumbled", dvs. rodet sammen. Når du skal finde ud af, hvilke sætninger der **grammatisk** og **indholdsmæssigt** hører sammen, er det godt at se på følgende:

- Hvilke sætningsdele har stort begyndelsesbogstav og bruges derfor til at indlede sætninger?
- Hvilke sætningsdele har et punktum eller spørgsmål efter sig og bruges derfor til at afslutte en sætning?
- Er der sætninger, som indeholder pronominer/stedord som f.eks. they eller it, og hvilke navneord i de andre sætninger giver det mening, at de viser tilbage til?

**Assignment 5** kan være et billede som man skal beskrive med 50-75 ord, heriblandt nogle bestemte ord fra en liste. Det kan også være et høfligt 'polite' brev eller email på ca. 75 ord man skal sende for at søge om noget. Se to eksempler herunder:

Write a text (50-75 words) to match the photo and include all the words from the list below. You are not allowed to change the forms of the words.

provocatively – manly – indifferent – scarily – united – attentive - carelessly

Eller

Write a polite email (in about 75 words) in which you apply to join the Native Forest Conservation as a volunteer.

You must include the following words. You are not allowed to change the forms of the words. You must underline the words in your text.

sustainable – nature – manual – life – experienced -colleagues - better

For at gøre dit sprog 'polite' skal du **indlede** med formuleringer som:

- Dear Mr/Ms ... eller hello, ...
- Dear Sir or Madam... eller To whom it may concern (hvis modtageren er ukendt)
- I am writing in reply to...
- I am writing to ask...

Du skal **afslutte** med formuleringer som:

- I look forward to hearing from you.
- Sincerely ...
- Yours truly

## Assignment 6

Assignment 6 er en opgave i at skrive engelsk. Du skal **vælge** mellem assignment 6A, 6B og 6C. Assignment 6A indeholder en **short story**, assignment 6B en eller flere **non-fiction text(s)** og assignment 6C en **short film**. Ligeegyldigt hvilken opgave du vælger, skal du skrive et **summary**, et **short analytical essay** og en **discussion**.

### Assignment 6A

Assignment 6A er en opgave i en fiction text – ofte en **short story**.

Eksempel på opgaveformulering til assignment 6A

Write a summary of "Braces" in about 150 words.

Write a short analytical essay (at least 300 words) about "Braces". You must focus on the main character Nick.

Include the following analytical terms in your essay: setting, relationship, contrast, main theme

Your essay must include references to the text.

Taking your starting point in the short story, discuss how important the opinions of family members are for your life choices.

Use at least two of the following phrases: yet, on the other hand, despite, whereas, even though, on the one hand, consequently, for example

## Sådan skriver du et summary

A summary er et sammenhængende loyalt resume af hovedindholdet i en tekst. Du skal med egne ord genfortælle, hvad teksten handler om. Analyser og egne interessante holdninger hører ikke hjemme her. Når du skriver et summary, skal du gøre følgende:

- Skrive det antal ord, du bliver bedt om at skrive – som regel **150 ord** - +/- 10 %.
- Lave en **indledende sætning**, hvor du præsenterer tekstens forfatter, titel, udgivelsesår, genre, hovedperson(er) og emne.

Eks. 1: The short story *The Woman with the Tattoo* by Stieg Larsson (2010) takes place in London where the main character Alexandra, a 21-year-old woman, struggles to find her own identity. ...

Eks. 2: Nick Werber's short story 'Braces' (2016) depicts a conflict over education and careers between three generations of men in a family. ...

- gengive historiens handlingsforløb **kronologisk** fra start til slut.
- Huske at gengive alle de vigtigste personer, steder og begivenheder, herunder også **slutningen**.
- Skrive i **nutid** som den gennemgående tid også selvom novellen er skrevet i datid.
- Bruge fagtermer (fx the short story, the main character, the protagonist, the narrator).
- **Ikke** citere fra teksten
- Bruge forbinderord, når du bevæger dig fra ét afsnit til et andet. I stedet for hele tiden at skrive "and then and then and then," så find andre formuleringer – se nedenfor for eksempler:  
**When, early in the morning, the next day, the following day, later the same day, one day, nevertheless, however, first,** osv.
- Bruge relativsætninger, så din tekst ikke kun består af hovedsætninger (relativsætninger med: who, which, whose, when, where...)
- Lave sætningsforkortelse med ing-former. I stedet for at skrive "When Nick and his father drive home to London...", kan du skrive "driving home to London, Nick's father tells him that..."

### Eksempel på besvarelse af summary:

Write a summary of "Braces" in about 150 words:

"Braces" (2016) by Nick Werber is a short story set in a seaside village where the narrator, the young boy Nick, is visiting his grandfather together with his father. In the beginning, the grandfather, who is a dentist, examines Nick's teeth and finds he needs braces. Later, the father, an unemployed actor, joins them, and during lunch the grandfather and the father discuss Nick's future, disagreeing on whether Nick should become a dentist or an artist. Nick suggests he might become a vet and excuses himself from the table. He goes to the beach, daydreaming about people on the beach in far-away Australia. Walking back to the house at sunset, from a distance, Nick sees his father and grandfather discussing. Driving home to London, Nick's father tells him that his grandfather has offered to pay for Nick's school if he chooses all sciences and gets A grades. (147 ord)

## Sådan skriver du et Short Analytical Essay

Når du skriver et **short analytical essay** skal du:

- Lave en indledning med et **hook**, dvs. en sætning der fanger læserens opmærksomhed.

**Eks.:** Do young people always make their own decisions about education or profession? Or do they leave it to their parents?

- Fortælle, hvad tekstens **fokus/tema** er og præsentere **tekstens titel** og **forfatter**.
- Bruge de **analytiske begreber**, du bliver bedt om at bruge i opgaveformuleringen.
- Skrive i **nutid**.
- Formulere tekstens **message**.
- Dokumentere dine påstande om teksten ved at **henvise til teksten**.
- Bygge essayet op af **3-4 afsnit på hver 5-10 linjer**. Hvert afsnit skal bestå af en topic sentence, som kommer med en analytisk påstand om teksten, efterfulgt af en **argumentation** for påstanden med **henvisninger og citater**.
- Afslutte essayet med en konklusion, hvor du opsummerer dine vigtigste pointer i din analyse og fortolkning.

### Henvisning til tekster

Når du skriver et short analytical essay, er det vigtigt, at du henviser til teksten. Det kan du gøre på følgende måder:

- Ved at bringe et **citat** i citationstegn efterfulgt af side- og linjetal/ minut- og sekundtal i parentes.

Eks. 1: "My father always wanted the best for me." (p.3 l.10)

Eks.2: "Tell him if he shrinks it, he can pay for it." (8:11-8:13)

- Ved at forklare en vigtig pointe i teksten med egne ord efterfulgt af side- og linjetal/ minut- og sekundtal i parentes.

Når du henviser til teksten, er det for det første vigtigt, at dine citater ikke er for lange (højst halvanden linje), og for det andet, at du kommenterer dem. For at bruge henvisninger korrekt kan du bruge den nedenstående PEE-model.

## The PEE-model

<b>Point</b>	What is the main idea in your paragraph? What point are you making	<ul style="list-style-type: none"> <li>• Firstly . . .</li> <li>• The writer uses . . .</li> <li>• A technique used is . . .</li> <li>• The text is set in . . .</li> <li>• The narrator is . . .</li> <li>• The main theme of the story is . . .</li> </ul>
<b>Evidence</b>	How do you know that your point is correct? Provide evidence for your claims	<ul style="list-style-type: none"> <li>• For example . . .</li> <li>• This is shown when . . .</li> <li>• We can see that in . . .</li> <li>• This is evident in Ex.</li> </ul>
<b>Explain</b>	Why have you chosen that example as evidence?	<ul style="list-style-type: none"> <li>• The writer uses this technique because . . .</li> <li>• From this we can infer that . . .</li> <li>• This quotation shows that . . .</li> <li>• In this quotation it becomes clear that . . .</li> </ul>

### Eksempel på brug af the PEE-model i en opgave om Ernest Hemingways novelle Indian camp:

Nick is an adolescent who wants to show his father that he can cope with the events taking place in the Indian camp. It becomes clear in the conversation he has with his father in the Indian woman's shanty. When Nick's father tells him that the Indian woman is going to have a baby, he replies "I know" (p.14, l.2). This shows that Nick wants to assure his father that he is no longer a child.

## Sådan skriver du en Discussion

Når du skriver en **discussion** skal du:

- Lave en **indledning**, der tager udgangspunkt i en situation fra teksten, der tydeligt viser den problemstilling/tema, du vil diskutere.
- Lave **3-4 mindre afsnit**, hvor 1-2 afsnit argumenterer for og 1-2 afsnit argumenterer imod problemstillingen/temaet.
- Skrive i **nutid**.
- Bruge formuleringer som On the one hand . . . On the other hand . . . eller firstly . . . secondly . . .
- Være **objektiv** i størstedelen af din discussion, men gerne komme med din egen holdning til sidst.

Bruge mindst to af de phrases, du bliver bedt om at bruge.

Her er et eksempel på en discussion til *Two kinds* af Amy Tan:

### **Discussion of *Two kinds* by Amy Tan**

As a parent, you want your children to grow up and live a good life. The novel *Two kinds* is an example of this. The mother in the novel has had a hard life. When she lived in China, she lost her home, her husband, and two baby girls who died. After immigrating to the USA, she therefore wants her daughter to live a better life. The problem is, however, that she does not see her daughter as the person she is, but wants her to be something which she is not.

On the face of it, the mother's way of bringing up her daughter is easy to understand. She simply wants her daughter to be successful and well off and consequently she pushes for her daughter to become famous.

On the other hand, her attempts to make her daughter a child prodigy are hurting her daughter's feelings and self-confidence. Whereas the mother believe that you can become anything you want, the daughter knows that you can only be the one you are, and that is why she rebels against her mother.

In my opinion, the daughter is right when she resists her mother's attempts to change her into something which she is not. As a parent and a human being, it is paramount that you respect other people's right to be themselves.

## Assignment 6B

Assignment 6B er en opgave i en eller flere **non-fiction text(s)** – ofte a news article, blog, video, podcast, etc.

Eksempel på opgaveformulering til assignment 6B

The texts in this assignment focus on **dark tourism**.

1. Write a summary of "What is Dark Tourism?" in about 150 words.
2. Write a short analytical essay (at least 300 words) about "I was the Face of Disaster Tourism in Post-Katrina New Orleans". You must focus on Cossart's attitude to dark tourism..

Include the following analytical terms in your essay: topic, sender, argument, intention

Your essay must include references to the text.

3. Taking your starting point in one of the texts, discuss whether dark tourism is educating or entertaining.

Use at least two of the following phrases: yet, on the other hand, despite, whereas, even though, on the one hand, consequently, for example

### Sådan skriver du et summary

A summary er et sammenhængende loyalt resume af hovedindholdet i en tekst. Du skal med egne ord genfortælle, hvad teksten handler om. Analyser og egne interessante holdninger hører ikke hjemme her. Når du skriver et summary af en non-fiction text skal du gøre følgende:

- Skrive det antal ord du bliver bedt om at skrive – som regel **150 ord** - +/- 10 %.
- Lave en **indledende sætning**, hvor du skal forestille dig, at din læser ikke har læst den tekst, du giver resumé af – du skal derfor starte med at nævne **genren, titlen, evt. journalistens eller avisens navn samt tekstens primære fokus**. A *summary* af en artikel kunne starte således: "The article *Globalisation and its consequences* (August 25, 2010) by Pamela Shaw in The Guardian focuses on globalisation and discusses its impact on developing countries such as Bangladesh and Cambodia."

En formulering som ”This text is about...” er bandlyst – for så aner læseren jo ikke, hvilken tekst du taler om.

- Gengive tekstens **hovedpointer** i forhold til det, der er hovedtemaet. Det kan betyde, at du f.eks. skal gengive, hvilken holdning forfatteren eller andre personer har til hovedtemaet, samt hvad der er deres hovedargument(er). Du skal sammenfatte en logisk rækkefølge.
- Skrive i **nutid** som den gennemgående tid også selvom teksten er skrevet i datid.
- **Ikke citere** fra teksten.
- Ikke vise din egen holdning til teksten – du skal blot referere indholdet uden at mene noget.
- Skabe **sammenhæng** i dit *summary*. Det gør du ved at bruge forbinderord, når du bevæger dig fra ét afsnit til et andet. Se boksen herunder for brugbare ord og vendinger.

<b>Eksempler på forbinderord:</b>	<b>Eksempler på formuleringer:</b>
<p><b>Opremsning af argumenter:</b> firstly/secondly/thirdly, moreover, furthermore, lastly</p> <p><b>Tilføje noget mere til et argument:</b> moreover, in addition, furthermore, on top of that, besides</p> <p><b>Udtrykke konsekvensen af noget:</b> therefore, as a result, because, thus</p> <p><b>Udtrykke ideer/argumenter som står i kontrast til det, der allerede er sagt:</b> however, nevertheless, yet, still</p>	<p>Barack Obama thinks / argues /claims /points out that... according to Bernie Sanders...</p>

## Sådan skriver du et Short Analytical Essay

Når du skriver et **short analytical essay i assignment 6B** skal du:

- Lave en indledning med et **hook**, dvs. en sætning der fanger læserens opmærksomhed.

**Eksempel:** Do young people always make their own decisions about education or profession? Or do they leave it to their parents?

- Fortælle, hvad tekstens **fokus/tema** er og præsentere **tekstens titel og forfatter**
- Bruge de **analytiske begreber**, du bliver bedt om at bruge i opgaveformuleringer

- Skrive i **nutid**
- Formulere tekstens **message**.
- Dokumentere dine påstande om teksten ved at **henvise til teksten**
- Bygge essayet op af **3-4 afsnit på hver 5-10 linjer**. Hvert afsnit skal bestå af en topic sentence, som kommer med en analytisk påstand om teksten, efterfulgt af en **argumentation** for påstanden med **henvisninger og citater**
- Afslutte essayet med en konklusion, hvor du opsummerer din vigtigste pointer i din analyse og fortolkning.

### Henvisning til tekster

Når du skriver et short analytical essay, er det vigtigt, at du henviser til teksten. Det kan du gøre på følgende måder:

- Ved at bringe et citat i citationstegn efterfulgt af side- og linjetal/ minut- og sekundtal i parentes.
- Ved at forklare en vigtig pointe i teksten med egne ord efterfulgt af side- og linjetal/ minut- og sekundtal i parentes eller i en fodnote.

Når du henviser til teksten er det for det første vigtigt, at dine citater ikke er for lange (højst halvanden linje), og for det andet, at du kommenterer dem. For at bruge henvisninger korrekt kan du bruge den nedenstående PEE-model.

### The PEE-model

<b>Point</b>	What is the main idea in your paragraph? What point are you making	<ul style="list-style-type: none"> <li>• Firstly . . .</li> <li>• The writer uses . . .</li> <li>• A technique used is . . .</li> <li>• The text is set in . . .</li> <li>• The narrator is . . .</li> <li>• The main theme of the story is . . .</li> </ul>
<b>Evidence</b>	How do you know that your point is correct? Provide evidence for your claims	<ul style="list-style-type: none"> <li>• For example . . .</li> <li>• This is shown when . . .</li> <li>• We can see that in . . .</li> <li>• This is evident in . . .</li> </ul>
<b>Explain</b>	Why have you chosen that example as evidence?	<ul style="list-style-type: none"> <li>• The writer uses this technique because . . .</li> <li>• From this we can infer that . . .</li> <li>• This quotation shows that . . .</li> <li>• In this quotation it becomes clear that . . .</li> </ul>

**Eksempel på brug af the PEE-model i en opgave om Matt Damon And Gary White "On the World's Water Crisis":**

Gary White and Matt Damon have different approaches when it comes to emphasising the importance of solving the water crisis. White focuses attention on explaining the process when he says that "we need to work on finance" (1.19). and to "redirect all those billions of dollars to help people get access through loans" (11.26-27).

### **Sådan skriver du en Discussion**

Når du skriver en **discussion i assignment 6B** skal du gøre ligesom i **assignment 6A**, dvs.:

- Lave en **indledning**, der tager udgangspunkt i en situation fra teksten, der tydeligt viser den problemstilling/tema, du vil diskutere.
- Lave **3-4 mindre afsnit**, hvor 1-2 afsnit argumenterer for og 1-2 afsnit argumenterer imod problemstillingen/temaet
- Skrive i **nutid**.
- Bruge formuleringer som On the one hand . . . On the other hand . . . eller firstly . . . secondly . . .
- Være **objektiv** i størstedelen af din discussion, men gerne komme med din egen holdning til sidst.
- Bruge mindst to af de phrases, du bliver bedt om at bruge.

Her er et eksempel på en discussion.

#### **Discussion of *Two kinds* by Amy Tan**

As a parent, you want your children to grow up and live a good life. The novel *Two kinds* is an example of this. The mother in the novel has had a hard life. When she lived in China, she lost her home, her husband, and two baby girls who died. After immigrating to the USA, she therefore wants her daughter to live a better life. The problem is, however, that she does not see her daughter as the person she is, but wants her to be something which she is not.

On the face of it, the mother's way of bringing up her daughter is easy to understand. She simply wants her daughter to be successful and well off and consequently she pushes for her daughter to become famous.

On the other hand, her attempts to make her daughter a child prodigy are hurting her daughter's feelings and self-confidence. Whereas the mother believe that you can become anything you want, the daughter knows that you can only be the one you are, and that is why she rebels against her mother.

In my opinion, the daughter is right when she resists her mother's attempts to change her into something which she is not. As a parent and a human being, it is paramount that you respect other people's right to be themselves.

## Assignment 6C

Assignment 6C er en opgave i en short film.

Eksempel på opgaveformulering til assignment 6C

1. Write a summary of "Video" in about 150 words.

2. Write a short analytical essay (at least 300 words) about "Video". You must focus on the relationship between the characters. [Brianna is the young woman in the purple top. Shantall wears a t-shirt.]

Include the following analytical terms in your essay: setting, conflict, sound, main theme

Your essay must include references to the text.

3. Taking your starting point in the short film, discuss where to set the limit between using and abusing your mobile phone to record other people in public.

Use at least two of the following phrases: yet, on the other hand, despite, whereas, even though, on the one hand, consequently, for example

### Sådan skriver du et summary

A summary er et sammenhængende loyal resume af hovedindholdet i kortfilmen. Du skal med egne ord genfortælle, hvad filmen handler om. Analyser og egne interessante holdninger hører ikke hjemme her. Når du skriver et summary skal du gøre følgende:

- Skrive det antal ord du bliver bedt om at skrive – som regel **150 ord** - +/- 10 %.
- Lave en **indledende sætning**, hvor du præsenterer filmens instruktør, titel, udgivelsesår, genre, hovedperson(er) og emne.

Eks. 1: The short film 'Video' by George Lucas (2010) takes place in a supermarket where the main character Brianna, a 17-year-old woman, struggles to find her own identity. ...

Eks. 2: George Lucas' short film 'Video' (2010) depicts a conflict over the use of mobile phones in the relationship between two young women. ...

- **gengive** filmens handlingsforløb kronologisk fra start til slut.
- Huske at gengive alle de vigtigste personer, steder og begivenheder, herunder også slutningen.
- Skrive i **nutid** som den gennemgående tid - også selvom novellen er skrevet i datid.
- Bruge **fagtermer** (fx the short film, the main character, the protagonist, the setting).
- **Ikke citere** fra filmen.
- Bruge forbindelsesord, når du bevæger dig fra ét afsnit til et andet. I stedet for hele tiden at skrive "and then and then and then," så find andre formuleringer – se nedenfor for eksempler:  
**When, early in the morning, the next day, the following day, later the same day, one day, nevertheless, however, first, osv.**
- Bruge relativsætninger, så din tekst ikke kun består af hovedsætninger (relativsætninger med: who, which, whose, when, where...)
- Lave sætningsforkortelse med ing-former. I stedet for at skrive "When Brianna and her friend Shantall drive home to London...", kan du skrive "driving home to London, Shantall tells her that..."

## Sådan skriver du et **analytical essay**

Når du skriver et **short analytical essay** i assignment 6C skal du:

- Lave en indledning med et **hook**, dvs. en sætning der fanger læserens opmærksomhed

**Eksempel:** Do young people always make their own decisions about education or profession? Or do they leave it to their parents?

- Fortælle, hvad tekstens **fokus/tema** er og præsentere **tekstens titel** og **forfatter**.
- Bruge de **analytiske begreber** du bliver bedt om at bruge i opgaveformuleringen.
- Skrive i **nutid**.
- Formulere tekstens **message**.
- Dokumentere dine påstande om teksten ved at **henvise til teksten/filmen**

- Bygge essayet op af 3-4 afsnit på hver 5-10 linjer. Hvert afsnit skal bestå af en topic sentence, som kommer med en analytisk påstand om teksten, efterfulgt af en **argumentation** for påstanden med henvisninger og citater
- Afslutte essayet med en konklusion, hvor du opsummerer dine vigtigste pointer i din analyse og fortolkning.

## Henvisning til tekster

Når du skriver et short analytical essay, er det vigtigt, at du henviser til teksten/filmen. Det kan du gøre på følgende måder:

- Ved at bringe et citat i citationstegn efterfulgt af side- og linjetal/ minut- og sekundtal i parentes eller i en fodnote:

- Eks. 1: "My father always wanted the best for me." (p.3 l.10)
- Eks.2: "Tell him if he shrinks it, he can pay for it." (8:11-8:13)

- Ved at forklare en vigtig pointe i teksten med egne ord efterfulgt af side- og linjetal/ minut- og sekundtal i parentes eller i en fodnote
- Når du henviser til teksten/filmen er det for det første vigtigt, at dine citater ikke er for lange (højst halvanden linje), og for det andet, at du kommenterer dem. For at bruge henvisninger korrekt kan du bruge den nedenstående PEE-model.

## The PEE-model

<b>Point</b>	What is the main idea in your paragraph? What point are you making	<ul style="list-style-type: none"> <li>• Firstly . . .</li> <li>• The writer uses . . .</li> <li>• A technique used is . . .</li> <li>• The text is set in . . .</li> <li>• The narrator is . . .</li> <li>• The main theme of the story is .</li> </ul>
<b>Evidence</b>	How do you know that your point is correct? Provide evidence for your claims	<ul style="list-style-type: none"> <li>• For example . . .</li> <li>• This is shown when . . .</li> <li>• We can see that in . . .</li> <li>• This is evident in . . .</li> </ul>
<b>Explain</b>	Why have you chosen that example as evidence?	<ul style="list-style-type: none"> <li>• The writer uses this technique because . . .</li> <li>• From this we can infer that . . .</li> <li>• This quotation shows that . . .</li> <li>• In this quotation it becomes clear that . . .</li> </ul>

**Eksempel på brug af the PEE-model i en opgave om kortfilmen ” I don’t make The Rules” af Law Chen:**

A long shot is used as the establishing shot (min. 00:08- 00:20) where the camera gradually zooms in on Stephen who appears lonely and lost.

### Discussion af short film

Her er et eksempel på, hvordan en discussion kan skrues sammen. Det er fra kortfilmen ‘Glass Slipper’.

Opgaven lyder som følger:

3. Taking your starting point in the short film, discuss whether quotas are the right way to ensure equal opportunities for minorities.

Use at least two phrases from the box below in your discussion.

*primarily, above all, yet, in contrast, likewise, though, unless, in short*

Besvarelsen:

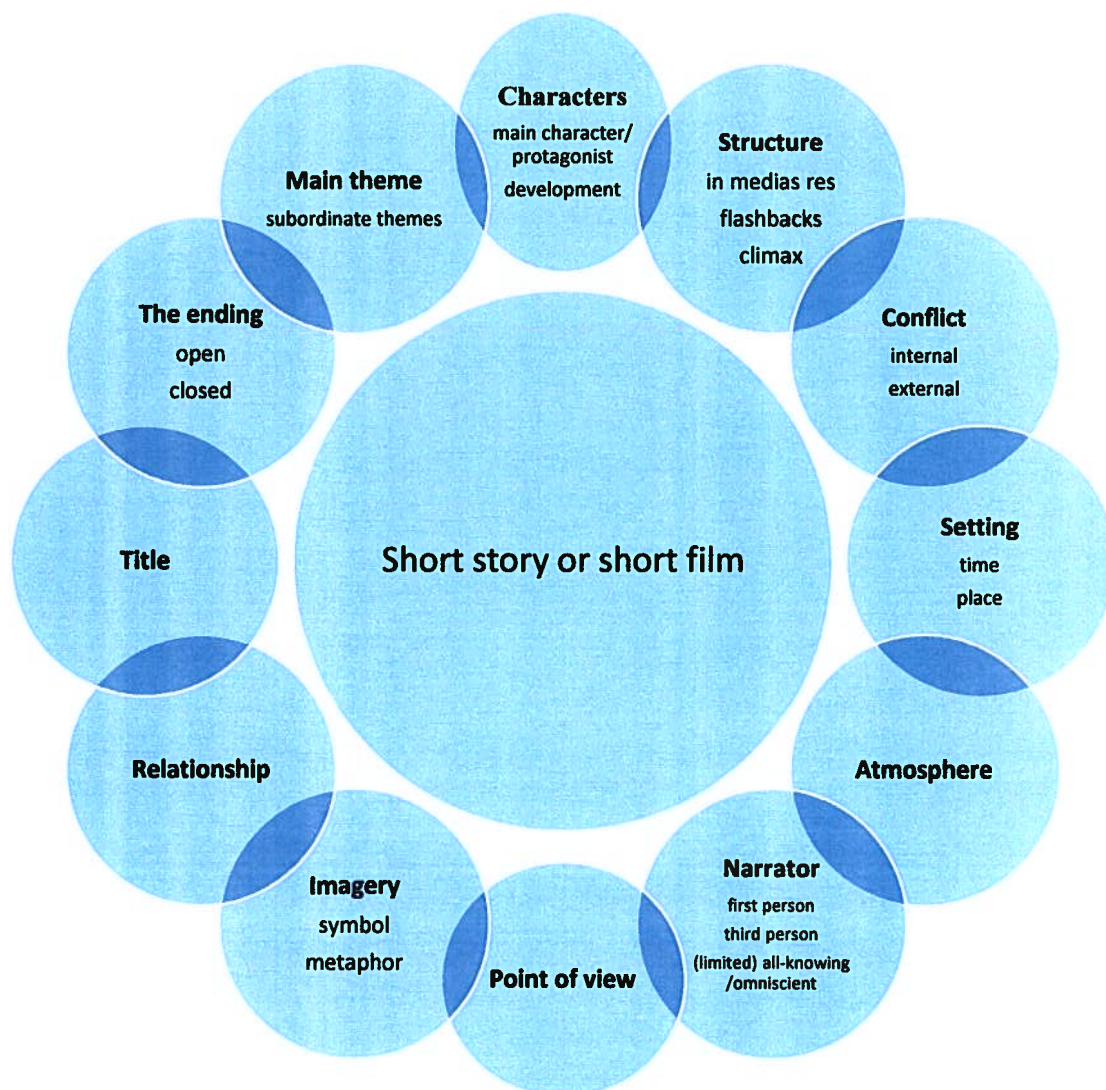
The individual’s race should obviously not be a determining factor for a person’s potential income and opportunities, but the solution may not be as simple as forcing businesses and schools to accept minorities primarily or at a greater amount.

The opportunity of getting hired as a hard-working and well-educated white individual is decreased if the workplaces and schools are ignoring the higher qualified applicant to obtain the required number of minorities. This will maybe diminish the students’ motivation of reaching these highly academic workplaces and schools as there is a lower possibility of their acceptance. Qualified people of color will maybe not feel as talented and qualified as their colleagues and fellow students if they suspect that their employment and acceptance is due to a minority quota. The idea that minorities need a helping hand to achieve success can therefore broaden the diversity even further, as the different races aren’t treated equally.

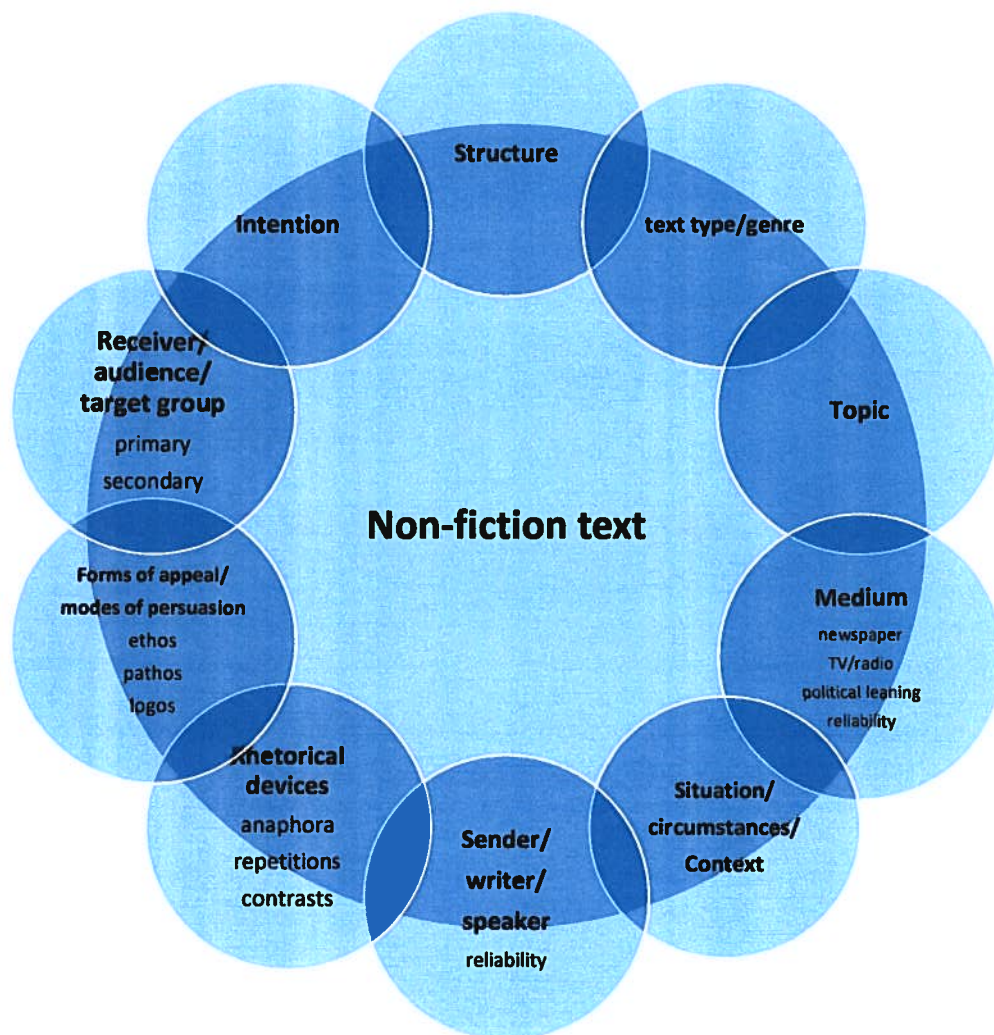
In short, there are many different factors that play a role in the social and economic differences between the minorities and majorities. Many minorities grow up in a household consisting of an unstable economy and a difficult childhood. If the minorities’ upbringing becomes more stable socially and economically the difference would decrease tremendously.

## Tool box

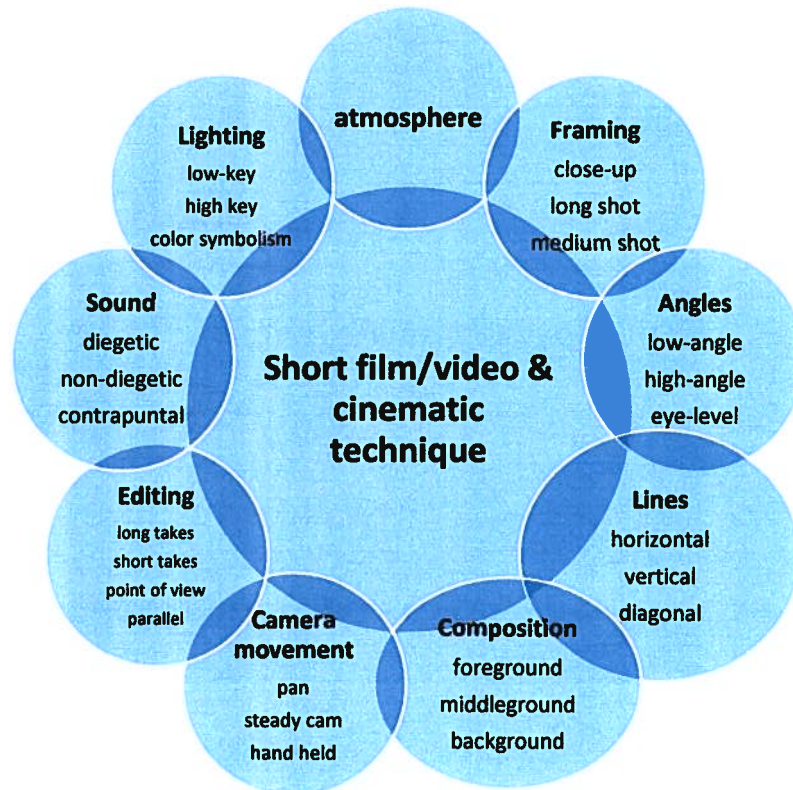
Her er en række analytical terms, som typisk er vigtige, når du skal analysere en **short story** eller **short film**:



Analytical terms, som typisk er vigtige, når du skal analysere en **non-fiction text**:



Analytical terms, som typisk er vigtige, når du skal analysere, *hvordan* en **short film** er lavet. Nogle af begreberne kan også være relevante, hvis du skal analysere non-fiction, video med en talk (TED), et interview eller nyhedsindslag.



## Example of a Short Story Essay (the student essay is unedited)

### Summary

The short story "Braces" by Nick Werber revolves around the main character Nick, who is visiting his Grandpa with his dad. Nick's Grandpa is a dentist, and he takes a look at Nick's teeth. Over lunch he says that Nick needs braces and a good profession, preferably in science. Nick's dad quit his own job to become a full time actor, and he wants Nick to work with something creative too. He tells Grandpa that Nick is good at writing stories, but Grandpa doesn't care for that, so Nick says he wants to be a vet. After lunch Nick goes to the coast to smoke in secret and look at the sea, before returning to Grandpa's house to say goodbye. On the car ride home, Nick's dad tells Nick that Grandpa is going to stop paying for Nick's school, if he doesn't choose all science and gets A grades next year. Nick slips on his headphones and dreams about the sea and surfing in Australia.

### Analytical essay

How do you deal with all the different expectations from your family when you are young and confused, with your whole life ahead of you?

The main character and first person narrator of the short story, Nick, has a lot to figure out, and instead of getting help, his family just bewilder him. His Grandpa wants him to have a good profession in science, and straight out pushes Nick to follow this path by threatening to stop paying for his school. His dad went through a similar thing when he was young, and pursued his dream by becoming an actor. You can sense that this decision took a toll on the dad's and Grandpa's relationship. As the dad says to Nick: "I love my father, but that doesn't mean I have to like him." (l.86)

Grandpa is doing everything he can to make sure that neither his son nor grandson will end up with unstable careers. Maybe he is trying to protect them from the kind of failure he himself experienced: Nick finds an old boxing championship statue in a cabinet, so it's hinted in the short story that Grandpa once was a professional boxer. Maybe that didn't go as planned, as nobody wants to talk about it when Nick mentions it.

Nick's dad has another approach to Nick's future: He wants Nick to be creative, and encourages him to write stories, but not with the same methods that Grandpa uses: "He doesn't force it down my throat like Grandpa does, but I'm kind of like a fish in his tank and he is making sure the water is the exact temperature he likes." (ll.132-133). It's clear that the dad wants a break from all the high expectations that he had to deal with as a young man, but instead he unconsciously pushes Nick in the opposite direction. The title "Braces" refers to another disagreement between the dad and Grandpa: Grandpa wants to have braces fitted to Nick, but the dad doesn't think that's necessary. Grandpa wants to take control over Nick's life once again, he wants to "straighten him out", where the dad doesn't mind his son to be a little "crooked".

There is a big contrast in what Nick's family want for him and his future, and this makes it really hard for him, because no one really cares about exactly what he wants. That's why Nick is dreaming about surfing in Australia. The waves and the warm water could symbolize the carefree state of mind that Nick is longing for. He probably also smokes because it's his little way of rebelling.

The whole story is taking place at Grandpa's house and in the nature surrounding it, but it's mostly the setting outside that's described – maybe because that's the only thing Nick really cares for. It's early spring and the weather is fresh, perfect for a new beginning. The social environment is a little different because the atmosphere is not joyous, probably because of the dad and Grandpa's past.

Overall, the short story's main theme is family expectations, and this is also what Nick's biggest inner conflict is about.

### **Discussion**

The main theme of the short story is family expectations, and that is a universal problem. Many people are in the same situation as Nick, where it can be really hard to form your own life, when everyone around you is trying to interfere in the choices you make for your life. Everything gets harder when it involves people you love, especially family.

Most people will do anything to make their family happy, but when should you stop and think about yourself? It's a question that is really hard to answer, and it also depends a lot on what is expected from you. On the one hand, your family has given you so much through your whole life, and of course you should pay them back and show them your respect and love, but on the other hand, you're not your family. You're an individual, and you have your own dreams and the right to build your own future.

We live in a society today where we are so lucky to have social mobility, so it would be a pity not to take advantage of this, even though your family might feel different about it.

Despite all that, family is family, and you should never just leave them completely behind if they love and care for you. The key is trying to understand each other, and this goes both ways.

## **Example of a Non-Fiction Essay (the student essay is unedited)**

### **Summary**

The article *Feeling Lonely? Meet the people who suffered extreme isolation – then found happiness* is from *The Guardian* and written in 2018. The writer is Moya Sarnier and the article is about loneliness and how a man called Steve got out of it. Steve once lived a very social life, but that all turned around when his friends started travelling and made families. He himself was very poor and ended up in a squat, and later developed post-traumatic-stress disorder as a result of living there. Steve became so lonely, he would be scared to talk to others and loose touch with good friends, because he never participated in anything social. After years of giving his guests cold tea to make them leave, something changed. He began setting himself little goals for every day, like going shopping, and said yes to everything. He fought through countless of painfully awkward social functions, but it all lead to him finally feeling human again.

### **Analytical essay**

Loneliness is a terrible thing in itself, but what other consequences can the state bring with it?

The interview *Business To Benefit From Addressing "Loneliness Epidemic," Doctor Says* of Dr. Vivek Murthy was aired on the national public radio which, since it is national, requires legitimate stories and sources. The main speaker, Dr. Vivek Murthy, brings even more credibility to the episode, in the sense that he was a Surgeon General which is the highest-ranking medical officer in the whole United States. This is a very big title and establishes his ethos. We trust that what he is saying, is well studied and that he would give an accurate rendering of the truth because he has a PhD. And there is no clear motive for him to withhold truths. Dr. Vivek Murthy's argument is that this "loneliness epidemic" (P.1 l.8) has a whole palette of other diseases it can bring with it. Such as, shorter lifespan, dementia, depression, and even heart diseases, etc. These are actual facts and contains appeal to logos, this is not something we can argue against and

therefore important for the text's argument about incorporating the fight against loneliness at the workplace. Another place where Dr. Vivek uses logos to back up his views is in this quote; "Then, you know that employees who are not healthy can contribute less to the actual business and to the bottom line. The second reason, though, is loneliness is not a phenomenon that occurs in isolation." (P.2 ll.55-57) Here he presents us with more argumentation as to what consequences and effects it could have in a work environment. This brings me to the interview's intention. They want to inform and give a broader look on what loneliness can evolve into. The intention is for workplaces to be aware of the increasing problem, and that they should be frontiers in tackling this problem, because that is undeniably where most Americans spend the majority of their time. What the circumstance of the interview tells us, The Harvard business review cover story, is that "40 percent of American adults say they feel lonely." (P.1 l. 6) This is a big number and its why there was a need of some elaboration from an expert source.

Taking a starting point in Feeling lonely? Meet the people who suffered extreme isolation – then found happiness, Steve's battle was quite personal. He received cognitive behavioural therapy, which was an attempt at reaching out to him, but it was first multiple years, he had to deal with the isolation, before he got out of it and felt somewhat like a real person again. In other words, this could be an argument for loneliness having to stay a personal issue. Steve did receive a diagnosis and help but only he could really do something about it, and that could be the case for the public not to squander money on a potential hopeless cause. In Steve's case this was quite a personal problem which is ironic for the case of loneliness. Consequently, Steve's suffering could maybe have been diminished greatly if it had been a more public issue. You must take part in getting better but doing it on your own is a miracle. For example, in the interview Business To Benefit From Addressing "Loneliness Epidemic," Doctor Says It is clear that it should very much be a public health issue on the same measures as obesity or depression. Loneliness leads to a line of other problems that all conclude in contributing less. This means that there is a decline in efficiency which is all of a sudden, a very public issue. I believe, like the interview, that we should obviously help ill people and definitely in this case 'contagious' disease, so it doesn't spread and sends more eligible workforce off the market. So, when a thing like loneliness effects the public's wellbeing, employment, and possibly the economy of a country, it brings me to conclude that loneliness is, and should be a very big public health issue. It needs to, first-hand be tackled by the workplace, and other strategies have to be incorporated, so that the businesses can; "foster more meaningful relationships with colleagues" (P.1 l.10) so we can battle the dangerous loneliness together.

## Example of a Short Film Essay (the student essay is unedited)

### Summary

"I'm going to Mum's" is a short film written and directed by Lauren Jackson in 2012. In the story you get introduced to main character; the young kid Jacob, and his divorced parents. Jacob's parents don't get along and it's causing trouble. Jacob gets tossed back and forth between his mum's and his dad's houses meanwhile the parents bicker about how awful the other parent's child-rearing method and lifestyle are. Jacob can't bring his nice, new clothes to his dad's and he can't wear his old clothes at his mum's. Eventually the fighting between the two adults gets too much for Jacob. He just wants them to get along and so he takes the matter into his own hands, simply by putting every single item of clothing he owns on at the same time. This makes the parents realize their irrational behavior and they start to talk. Jacob takes his clothes off and jumps around happily in the water from the garden sprinkler.

### Analytical essay

It's never easy seeing two people you love argue. It's even harder when the people arguing are your parents and you are in the middle of their conflict, seemingly unable to do anything.

The main character of the short film, Jacob is in exactly such a situation. He's a young boy whose parents aren't communicating effectively and as a result he becomes more and more distraught. Being caught in their constant lack of communication and used as a tool to send messages back and forth is causing an inner conflict in Jacob. He is des-

perate for his parents to get along, but he's torn and he himself is unable to communicate with either of them. Being torn between his parents is reflected in the rapid changes in setting. Jacob is constantly switching between being at his mum's or dad's and their two different lifestyles and sets of rules.

Another cinematic device is the drumming sound, which whenever heard brings a sense of unease with its almost offbeat tempo and structure, and it's also used to emphasize the building conflict. The track continues repeating a few key notes. It's a loop that evokes a claustrophobic feeling as it grips and traps the viewer in both Jacob's and his parents' conflict. Evoking an emotional response is something the short film relies heavily on and to do this it uses pathos. When Jacob begins feeling powerless, he becomes almost nonverbal and he speaks through his actions. As he begins adding layers, which is reminiscent of something protective, the viewer is allowed to project their own thoughts, feelings and sympathy towards Jacob. When the first progress starts to show it's quickly spoiled by the mother's remark "Tell him if he shrinks it, he can pay for it" (8:11-8:13) and he recoils back into his shell. The imagery of a kid so desperate for his parents to get along is something that demands sympathy and reflection. And so the message is clear: communication is the key to any relationship, no matter its nature, and a lack thereof may have unwanted consequences especially on those caught in the middle.

**Discussion**

The biggest conflict in the short film is lack of communication between the parents. This causes a lot of stress for Jacob, and he's definitely not the only child who's affected by a divorce.

When parents get divorced, a lot of feelings rise to the surface. On the one hand, I understand how hard it must be facing the other parent when you are in the middle of a big fight, but on the other hand it shouldn't be something that affects the child more than it already does. A divorce is not the child's fault, and it can be really traumatizing for a child to see his or her mother and father fight.

Sometimes fights aren't even the worst form of communication, it can be just as hard – maybe even harder – when the parents decide to just stop all form of contact. This forces the children to “choose a side” in the divorce, and it can really harm his or her relationship to both parents. It puts the children in a position that every child is too young to be in, and it can also give the children a distorted image of what love, family and marriage is about.

It's okay if the parents are mad at each other, it's even okay if they need to yell at each other, but it's never something the child should witness. When you are a parent, you have to always put your children and their needs first, and yes, sometimes that actually means that divorce is the best option for the child, because no one should live in a home with that kind of hostility.

My point is, that parents should always work on good communication and respect towards one another, although it may be really hard, but they owe it to their child.