



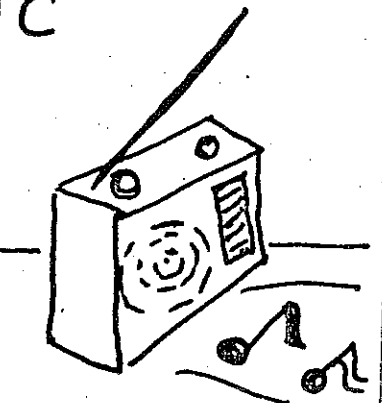
Opstil selv et skema, der oplyser om energikilder, energimodtager og tegn på energioverførsel for de situationer, som er antydnet nedenfor:




SNEMAND




VASKETØJ




RADIO




SEJLBÅD




BIL




DRIVHUS




KØLESKAB



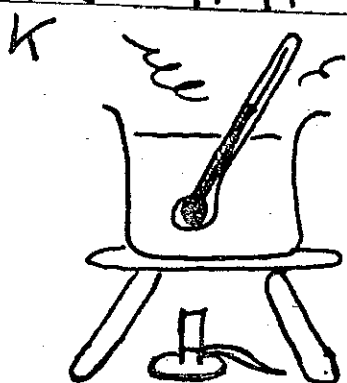
BYGGE KRAN



VINDMØLLE



TERMOTASKE
MED MAD OG FRYSE-
ELEMENTER



TERMOMETER I VARMT
VAND

